PRODUCTS 2026

www.wonder.auto

MORE THAN 75 YEARS OF EXPERIENCE
in design and production of tyre valves.

MORE THAN 1 BILLION
valves produced.

LEADER IN THE FIRST SUPPLY
to European car manufacturers.

Originally founded in 1947 in Cremona to manufacture only valves for tube tyres, WONDER moved gradually into the entire tyre valves and accessories business.
Today the company manufactures more than 60 million valves per year, being in position to offer a complete range of more than 400 items.
Production lines, developed by continuous investments, make use of most advanced technologies and provide a very high qualitative standard.
WONDER has been European leader in the supply of tubeless valves for OEM since 2008.
It attained IATF 16949:2016, UNI EN ISO 9001:2015, UNI EN ISO 14001:2015, UNI EN ISO 45001:2023, UNI/PdR 125:2022 and TISAX certifications.

OLTRE 75 ANNI DI ESPERIENZA
nella progettazione e produzione di valvole per pneumatici.

OLTRE 1 MILIARDO
di valvole prodotte.

LEADER NELLA PRIMA FORNITURA
alle case automobilistiche europee.

Fondata nel 1947 a Cremona per produrre valvole per camere d'aria, WONDER si è progressivamente sviluppata all'interno del settore delle valvole e degli accessori per il gonfiaggio degli pneumatici.
Oggi WONDER produce più di 60 milioni di valvole all'anno, con una gamma completa di oltre 400 articoli.
Le nostre linee di produzione, aggiornate con continui investimenti, utilizzano le tecnologie più moderne e permettono di mantenere standard qualitativi straordinariamente elevati.
Dal 2008 WONDER è leader europeo nella fornitura di valvole tubeless per il primo equipaggiamento.
Abbiamo ottenuto le certificazioni IATF 16949:2016, UNI EN ISO 9001:2015, UNI EN ISO 14001:2015, UNI EN ISO 45001:2023, UNI/PdR 125:2022 e TISAX.

CONTENTS
INDICE

TYRE VALVES
VALVOLE PER PNEUMATICI

6 **TWO-WHEELERS**
DUE RUOTE

8 **PASSENGER CARS & LCV**
AUTO & LCV

12 **TPMS PASSENGER CAR**
TPMS AUTO

16 **TRUCK & BUS**
AUTOCARRO

27 **TPMS TRUCK**
TPMS AUTOCARRO

35 **TRACTOR**
TRATTORE

38 **LARGE BORE**
GRANDE SEZIONE

43 **VALVE CORES**
MECCANISMI

44 **VALVE CAPS**
COPERCHIETTI

46 **INDUSTRIAL VALVES**
VALVOLE INDUSTRIALI

INFLATOR & PRESSURE GAUGES
PISTOLE DI GONFIAGGIO
E MANOMETRI

48 **DIAL TYPE INFLATOR GAUGES**
PISTOLE DI GONFIAGGIO

50 **DIGITAL TYPE INFLATOR GAUGE**
PISTOLA DI GONFIAGGIO DIGITALE

51 **DIAL TYPE INFLATOR GAUGES**
PISTOLE DI GONFIAGGIO

53 **DIAL TYPE PRESSURE GAUGES**
MANOMETRI

ACCESSORIES & TOOLS
ACCESSORI e UTENSILI

57 **TYRE INFLATING EQUIPMENT**
RACCORDI

60 **EXTENSIONS**
PROLUNGHE

63 **HOLDERS**
STAFFE DI FISSAGGIO

64 **SERVICE TOOLS**
ATTREZZI

66 **MICHELIN LEVERS**
LEVE MICHELIN

68 **TYRE MOUNTING PASTE**
PASTA DI MONTAGGIO

70 **NUMERICAL INDEX**
INDICE NUMERICO

This catalogue shows all items WONDER markets at the date of its issue and it is made to be a helpful tool for the specialists of our field. For this reason you are invited to read carefully every technical specification and assembly instruction.

WONDER reserves the right to introduce to the present catalogue and to the products illustrated therein all the modifications or alterations deemed necessary without prior advice. Anyway every changing will be soon published on the company website www.wonder.auto.

The customer service is at your disposal for any further information.

Questo catalogo presenta tutti i prodotti che WONDER commercializza al momento della sua pubblicazione e intende essere uno strumento di lavoro per gli specialisti del settore. Per questo si invita a leggere con attenzione le specifiche tecniche e le indicazioni di montaggio.

WONDER si riserva il diritto di apportare qualunque modifica al catalogo e ai prodotti stessi senza preavviso; ogni aggiornamento sarà tempestivamente pubblicato sul sito web dell'azienda - www.wonder.auto.

Il servizio clienti è a disposizione per informazioni e chiarimenti.

Wonder S.p.a.
Head Office and Plant
Via Boschetto, 10
26100 Cremona
Italy

+39 0372 421811

info@wonder.auto

www.wonder.auto

© Copyright 2026 Wonder S.p.a. All Rights Reserved.

SYMBOLS
SIMBOLI

Rim hole
Foro cerchione

Recommended installation torque
Coppia di serraggio raccomandata

TYRE VALVES
VALVOLE PER PNEUMATICI

TWO-WHEELERS TYRE VALVES
PASSENGER CARS & LCV TYRE VALVES

WONDER tyre valves are premium quality products. The design and manufacturing of the products is constantly developed thanks to the professional skills and technological capabilities of our research team, in order to improve the performance, reliability and safety of our products.

More than 75 years of experience in the field and the constant attention to our customers' requirements and suggestions make WONDER products unique.

The valves manufacturing process, carried out in our plant in Cremona, starts with an accurate selection of raw materials and goes on with a strict control over every production step. Daily tests and computer-based controls that cover all the production lines manage to keep the quality of WONDER products constantly high.

The rubber compound used for our valves is produced internally according to a WONDER proprietary formula to guarantee the best possible quality of the product. The result is a compound extremely resistant to ozone and all weather conditions, thanks to the use of EPDM rubber supplemented with antioxidants. The endurance of WONDER valves is tested in salt spray chambers.

WONDER valves are mainly referring to two kinds of customers: big car manufacturers and retail market. We offer both sectors the same distinctive feature: the best quality ever.

Our valves satisfy the requirements of the main international reference standards (ISO, ETRTO, T&RA, DIN, SAE and JIS).

VALVOLE DUE RUOTE
VALVOLE AUTO & LCV

Le valvole WONDER sono prodotti di alta qualità. Progettazione e sviluppo sono curati da un team interno specializzato che lavora per migliorare continuamente performance, affidabilità e sicurezza.

L'esperienza accumulata in oltre 75 anni di attività nel settore e l'attenzione costante alle richieste e ai suggerimenti dei nostri clienti rendono i prodotti WONDER unici al mondo.

La produzione, che avviene nello stabilimento di Cremona, inizia dall'accurata selezione delle materie prime e prosegue attraverso un rigido controllo di ogni fase produttiva. Test giornalieri e controlli automatici sulle linee di produzione mantengono elevata la qualità dei prodotti WONDER.

La mescola utilizzata per le valvole è prodotta internamente secondo una formula proprietaria WONDER, per garantire la migliore qualità possibile del prodotto. Il risultato è una mescola estremamente resistente all'ozono e agli agenti atmosferici, grazie all'impiego di gomma EPDM integrata da antiossidanti. La resistenza delle valvole WONDER è testata in camere di nebbia salina.

Le valvole WONDER si rivolgono da sempre a due differenti tipologie di clienti: le grandi case automobilistiche e il mercato del ricambio.
A entrambe le categorie offriamo la stessa qualità: la migliore possibile.

Le nostre valvole soddisfano i requisiti delle principali norme di riferimento internazionali (ISO, ETRTO, T&RA, DIN, SAE e JIS).

TYRE VALVE INSTALLATION

Choice of the right valve model
- Valve diameter must perfectly suit rim hole diameter.
- The valve must not overhang from the tyre side and must be accessible for inflation and pressure control.

SNAP-IN installation (Fig. 1)
- Be sure the rim hole has a flat surface with no radial striations.
- Lubricate the valve with water, neutral soap and insert it perpendicularly to the rim hole.
- Pull the valve until the position shown in the picture is reached.

Metallic valve installation (Fig. 2)
- Be sure the rim hole has a flat surface with no radial striations.
- Insert the valve perpendicularly to the rim hole.
- Tighten the nut at the recommended installation torque.

Recommendations
- Replace SNAP-IN valves every time you change tyres.
- Replace the core every time you disassemble it from the valve.
- Replace the rubber seal every time you disassemble a metallic valve from the rim.

MONTAGGIO DELLE VALVOLE

Scelta della valvola corretta
- Il diametro della valvola deve essere perfettamente adatto al diametro del foro del cerchione.
- La valvola non deve sporgere dal fianco dello pneumatico e deve essere accessibile per il gonfiaggio e il controllo della pressione.

Montaggio valvola SNAP-IN (Fig. 1)
- Controllare che il foro del cerchione non presenti bave e che la superficie di appoggio sia priva di sbavature.
- Lubrificare con acqua, sapone neutro e inserire la valvola con l'asse perpendicolare al foro del cerchione.
- Tirare la valvola fino a che il collarino non avrà superato lo spessore del cerchione.

Montaggio valvola metallica (Fig. 2)
- Controllare che il foro del cerchione non presenti bave e che la superficie di appoggio sia priva di sbavature.
- Inserire la valvola con l'asse perpendicolare al foro del cerchione.
- Serrare il dado rispettando la coppia di serraggio indicata.

Raccomandazioni
- Sostituire la valvola gommata a ogni cambio di pneumatici.
- Sostituire il meccanismo a ogni suo smontaggio dalla valvola.
- Sostituire la guarnizione a ogni smontaggio di una valvola metallica dal cerchione.

Fig. 1

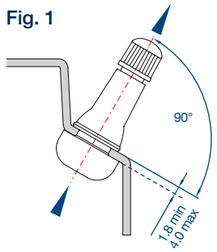

Fig. 2

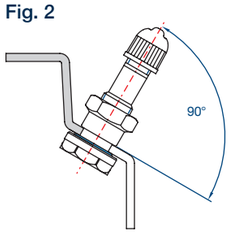

Video tutorial: www.wonder.auto - Wonder Italia YouTube channel

WONDER			MICHELIN
n.	description	ETRTO	n.
0500	VE1	V1-05-1	1257

Metal base tube clamp-in type, nickelplated
Tipo base metallica per camera d'aria, nichelata

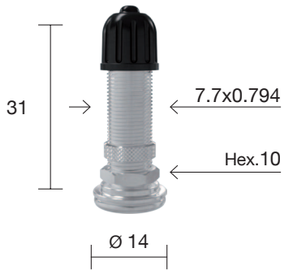

7÷10 Nm

WONDER		A	B	α°
n.	description	mm	mm	
0527	TUSCO	33	31	90
1200	TUSCO P	33	31	135

Rubbered tubeless valves
Valvole tubeless gommate

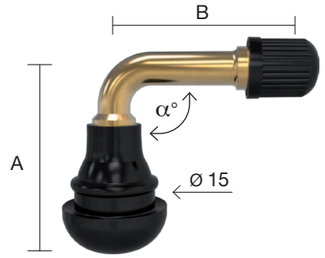

11.5 mm

WONDER	α°
n.	
1125/A	100
1125/A/BL	100

Anodised motorcycle valve for 8.3 mm rim hole
Valvola moto anodizzata per foro cerchio 8,3 mm



8.3 mm
7÷10 Nm

WONDER	α°
n.	
1126/A	100
1126/A/BL	100

Anodised motorcycle valve for 11.5 mm rim hole
Valvola moto anodizzata per foro cerchio 11,5 mm

11.5 mm
3÷5 Nm

WONDER		
n.	description	ETRTO
0534	TUMOTO	V1-11-1

Brass tubeless valves, nickelplated
Valvole tubeless in ottone, nichelate

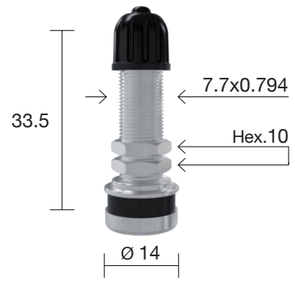

8.3 mm
3÷5 Nm

WONDER	
n.	description
0533	TUAP

Brass tubeless valves, nickelplated
Valvole tubeless in ottone, nichelate

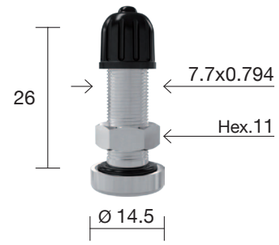

8.3 mm
7÷10 Nm

WONDER			MICHELIN
n.	description	ETRTO	n.
0535	TUMO	V1-10-1	1674

Aluminium tubeless valves, anodized
Valvole tubeless in alluminio anodizzato

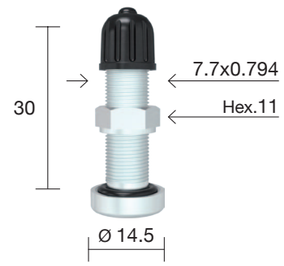

8.3 mm
7÷10 Nm

WONDER

n.	description
0555	10-40-24

Metal base tube clamp-in type
Tipo base metallica per camera d'aria

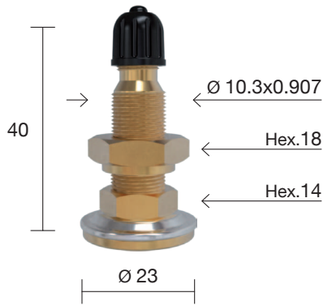

7÷10 Nm

WONDER

n.	description
6065	PL/RING

Plastic ring for transforming a TR 13 valve into a TR 15 valve
Anello plastica per trasformare la valvola TR 13 in TR 15

WONDER

n.	description	ETRTO	TR	L mm	L_1 mm	C mm
1315AM	TR 415	V2-03-3	415	43	35	19.3

SNAP-IN passenger car tubeless tyre valves
Valvole tubeless auto SNAP-IN

Maximum inflating pressure 4.50 bar at ambient temperature
Pressione massima di gonfiaggio 4,50 bar a temperatura ambiente

16 mm [.625"]



TR415

TYRE VALVES
VALVOLE PER PNEUMATICI

WONDER

n.	description	ETRTO	TR	L mm	L_1 mm	C mm
1210	TR 412	V2-03-6	412	33	25	15
1213	TR 413	V2-03-1	413	42.5	35	15
1214	TR 414	V2-03-2	414	48.5	41	15
1218	TR 418	V2-03-4	418	61.5	54	15

Available in versions:
- **fully unassembled 1210S, 1213S, 1214S**
- **valve core fitted, cap separate 1210B+0110, 1213B+0110, 1214B+0110**

Disponibili nelle versioni:
- completamente smontata 1210S, 1213S, 1214S
- parzialmente montata con coperchietto a parte 1210B+0110, 1213B+0110, 1214B+0110

SNAP-IN passenger car tubeless tyre valves
Valvole tubeless auto SNAP-IN

Maximum inflating pressure 4.50 bar at ambient temperature
Pressione massima di gonfiaggio 4,50 bar a temperatura ambiente

11.5 mm [.453"]

TR412 TR413 TR414 TR418

WONDER

n.	description	ETRTO	TR	L mm	L_1 mm	C mm
1213AM	TR 413	V2-03-1	413	42.5	35	15
1214AM	TR 414	V2-03-2	414	48.5	41	15
1217AM	TR 414/L	V2-03-8	414L	56	48	15

Aftermarket LINE

SNAP-IN passenger car tubeless tyre valves
Valvole tubeless auto SNAP-IN

Maximum inflating pressure 4.50 bar at ambient temperature
Pressione massima di gonfiaggio 4,50 bar a temperatura ambiente

Available in the fully unassembled version: 1213S/AM and 1214S/AM
Disponibili anche nella configurazione completamente smontata: 1213S/AM e 1214S/AM

11.5 mm [.453"]

TR413 TR414 TR414/L

WONDER

n.	description	ETRTO	TR	L mm	L_1 mm	C mm
1213/C	TR 413/C	V2-03-1	413	42.5	35	15
1214/C	TR 414/C	V2-03-2	414	48.5	41	15
1218/C	TR 418/C	V2-03-4	418	61.5	54	15

SNAP-IN passenger car tubeless tyre valves
Valvole tubeless auto SNAP-IN

Valves with chromed sleeve
Valvole con stelo cromato

Maximum inflating pressure 4.50 bar at ambient temperature
Pressione massima di gonfiaggio 4,50 bar a temperatura ambiente

11.5 mm [.453"]

1213/C 1214/C 1218/C

WONDER				L	L_1
n.	description	ETRTO	TR	mm	mm
1220	TR 600 HP	V3-23-1	600 HP	43.8	32.2
1221AM	TR 602 HP	V2-23-2	602 HP	63	51

HIGH PRESSURE SNAP-IN tubeless tyre valves
Valvole tubeless SNAP-IN ALTA PRESSIONE

Recommended for commercial vehicles only
Solo per veicoli commerciali

*** Maximum inflating pressure 6.90 bar at ambient temperature**
* Pressione massima di gonfiaggio 6,90 bar a temperatura ambiente

**** Maximum inflating pressure following ETRTO standard manual, 5.5 bar**
** Pressione massima di gonfiaggio 5,5 bar secondo lo standard del manuale ETRTO

11.5 mm [.453"]

1220*



1221AM**

WONDER		L	L_1
n.	ETRTO	mm	mm
1203	V3-23-9	41	34
1204	V3-23-10	47	40
1207	V3-23-11	55	48,5

Nickelplated valves
Valvole nichelate

HIGH PRESSURE SNAP-IN tubeless tyre valves
Valvole tubeless SNAP-IN ALTA PRESSIONE

Maximum inflating pressure 14 bar
Pressione massima di gonfiaggio 14 bar

11.5 mm [.453"]

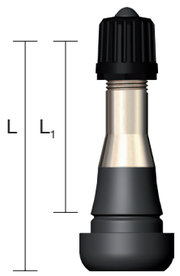

1203

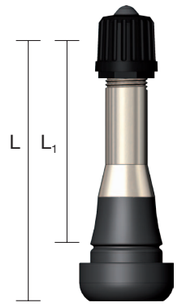

1204

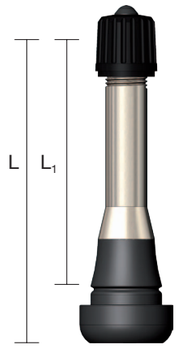

1207

WONDER			MICHELIN	
n.	description	ETRTO	n.	material
1405	TU/AL	V2-04-1	1446	anodized aluminium
1406	TU/OT	V2-04-1	1510	brass
1400	TU/OTDA	V2-04-1	1914	brass

11.5 mm [.453"] **12÷15 Nm**

1405

1406

1400

WONDER		
n.	description	material
1407	TU/OT RACING	brass nickelplated

11.5 mm [.453"] **12÷15 Nm**



TYRE VALVES
VALVOLE PER PNEUMATICI

WONDER		
n.	description	material
1397	SEVEL	brass

11.5 mm [.453"] **12÷15 Nm**

WONDER	
n.	description
1350	BMW
1351	BMW-L
1352	BMW-N

Nickelplated valves
Valvole nichelate

11.5 mm [.453"] **3÷5 Nm**

1350

1351

1352

WONDER				Ø
n.	description	ETRTO	TR	mm
1401	11-T	V2-05-1	416 S	11.5
1402	16-T	V2-05-2	416	16

Nickelplated valves
Valvole nichelate

11.5 mm [.453"] or 16 mm [.625"]

3÷5 Nm

WONDER				MICHELIN
n.	description	ETRTO	TR	n.
1399	11-T-DA	V2-05-1	416 S	2103

Nickelplated valves
Valvole nichelate

11.5 mm [.453"]

3÷5 Nm

WONDER		
n.	description	RIM
1415	TUSP	Speedline

Nickelplated valves
Valvole nichelate

Plastic washer dedicated
Rondella specifica in plastica

11.5 mm [.453"]

3÷5 Nm

WONDER		MICHELIN
n.	description	n.
1410	TU/MI	1533

Nickelplated valves
Valvole nichelate

9.7 mm [.389"]

9÷14 Nm

passenger car and LCV tubeless tyre valves
valvole tubeless auto e LCV
PASSENGER CARS & LCV
AUTO & LCV

TPMS SNAP-IN VALVES ASSEMBLY SCHEME

SCHEMA DI MONTAGGIO VALVOLE SNAP-IN TPMS

WONDER

n.	ETRTO	SENSORS	SPEED
1295AM	V2-03-13	TRW GEN 4	180 km/h

SNAP-IN passenger car tubeless tyre valves for TPMS
Valvole tubeless SNAP-IN auto per sistema TPMS

Max inflating pressure 5.50 bar at ambient temperature
Pressione massima di gonfiaggio 5,50 bar a temperatura ambiente

Screw and washer included
Vite e rondella incluse

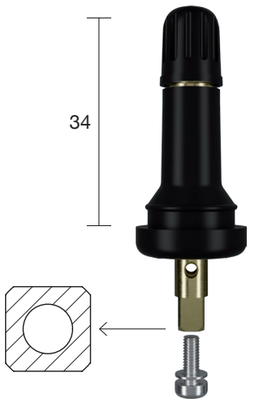

11.5 mm [.453"]

1.1 Nm

Screwdriver TX10
Chiave TX10

WONDER

n.	SENSORS	SPEED
1297AM	Schrader Gen 4	180 km/h

SNAP-IN passenger car tubeless tyre valves for TPMS
Valvole tubeless SNAP-IN auto per sistema TPMS

Max inflating pressure 4.50 bar at ambient temperature
Pressione massima di gonfiaggio 4,50 bar a temperatura ambiente

Screw included
Vite inclusa

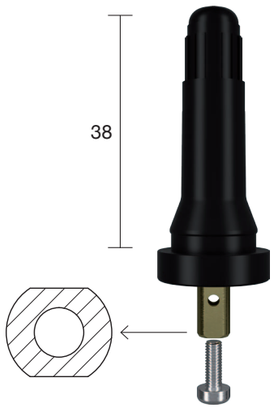

11.5 mm [.453"]

1.4 Nm

Screwdriver TX10
Chiave TX10

WONDER

n.	SENSORS	SPEED
1257AM	Schrader SI/Faraday	210 km/h

SNAP-IN high-speed passenger car tubeless tyre valves for TPMS
Valvole auto tubless SNAP-IN alta velocità per sistema TPMS

Max inflating pressure 4.50 bar at ambient temperature
Pressione massima di gonfiaggio 4,50 bar a temperatura ambiente

Screw included
Vite inclusa

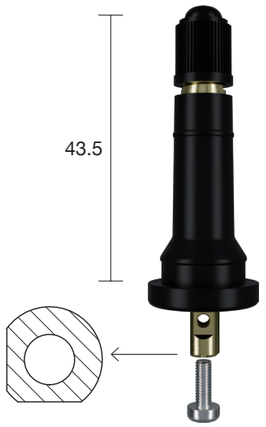

11.5 mm [.453"]

1.4 Nm

Screwdriver TX10
Chiave TX10

TYRE VALVES
VALVOLE PER PNEUMATICI

WONDER

n.	SENSORS	SPEED
1258AM	Schrader Gen 4/Faraday	210 km/h

SNAP-IN high-speed passenger car tubeless tyre valves for TPMS
Valvole auto tubless SNAP-IN alta velocità per sistema TPMS

Max inflating pressure 4.50 bar at ambient temperature
Pressione massima di gonfiaggio 4,50 bar a temperatura ambiente

Screw included
Vite inclusa

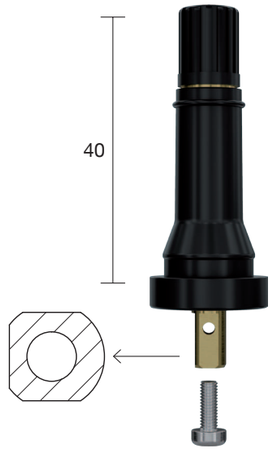

11.5 mm [.453"]

1.4 Nm

Screwdriver TX10
Chiave TX10

TPMS tubeless passenger car tyre valves SNAP-IN
Valvole tubeless auto per sistema SNAP-IN
TPMS PASSENGER CAR
TPMS AUTO

TYRE VALVES
VALVOLE PER PNEUMATICI

WONDER	DESCRIPTION	SENSORS	L
n.			mm
1320	One shot Silver	Huf/BH Sens	36
1321	One shot Silver	Huf/BH Sens	40,5
1323	One shot Silver	Huf/BH Sens	52,5
1320/A/BL	One shot Black	Huf/BH Sens	36

Metal valves for variable-angle TPMS sensors
Valvole metalliche per sensori TPMS ad angolo variabile

Quick-fit "One Shot" valves
Pre-assemble the valve with screw and sensor
- **Insert the assembly into the rim hole**
- **Position the sensor, keeping the valve aligned with the rim hole, and tighten the nut to the specified torque**

Valvole con montaggio rapido "One shot"
Preassemblare la valvola con vite e sensore
- Inserire l'assieme nel foro cerchio
- Posizionare il sensore, mantenendo la valvola in asse al foro cerchio e avvitare il dado fino a coppia prescritta

Suitable for cars and commercial vehicles
Per auto e veicoli commerciali

Screw included
Vite inclusa

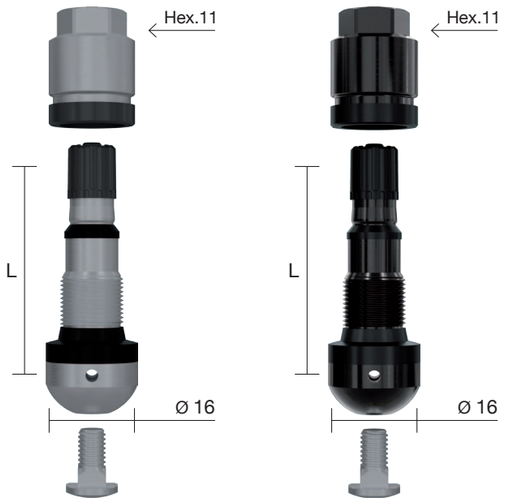

11.5 mm [.453"] **4 Nm**

WONDER	DESCRIPTION	SENSORS	L
n.			mm
1320U	Two-shots Silver	Huf/BH Sens	36
1320/U/A/BL	Two-shots Black	Huf/BH Sens	36

Metal valves for variable-angle TPMS sensors
Valvole metalliche per sensori TPMS ad angolo variabile

Valves with standard mounting "Two-shots"
- **Fit the valve into the rim hole and tighten the nut, making sure to hold the valve steady**
- **Then screw on the sensor**

Valvole con Montaggio standard "Two-shots"
- Montare la valvola nel foro cerchio e serrare il dado avendo cura di tenere la valvola ferma
- Avvitare il sensore successivamente

Suitable for cars and commercial vehicles
Per auto e veicoli commerciali

Screw included (tightening torque 2.5 Nm)
Vite inclusa (coppia serraggio 2,5 Nm)

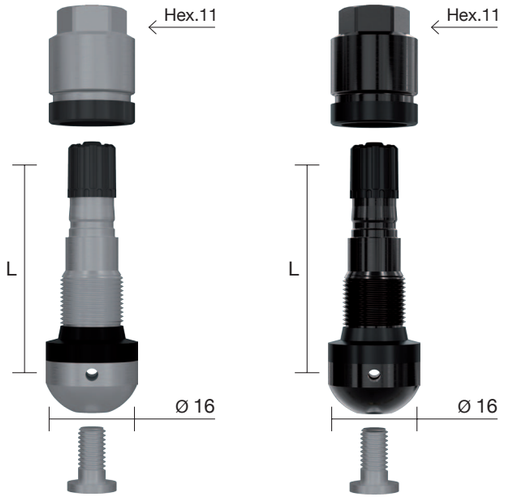

11.5 mm [.453"] **4 Nm**

Screwdriver TX15
Chiave TX15

WONDER	DESCRIPTION	SENSORS	L
n.			mm
1328	Silver	ALCAR	36
1328/A/BL	Black	ALCAR	36

Metal valves for fixed-angle TPMS sensors
Valvole metalliche per sensori TPMS ad angolo fisso

Screw included (tightening torque 1.3 Nm)
Vite inclusa (coppia serraggio 1,3 Nm)

11.5 mm [.453"] **5.5 Nm**

Screwdriver TX10
Chiave TX10



TYRE VALVES
VALVOLE PER PNEUMATICI

TRUCK & BUS TYRE VALVES
TRACTOR TYRE VALVES
LARGE BORE TYRE VALVES

WONDER offers a complete range of valves designed for heavy transport means, with different types of valves for inner tubes and tubeless valves. The company is able to provide a large range of extensions and assembling service tools.

Truck tyre valves are designed in order to maintain the optimal pressure inside the tyre under extreme conditions. This allows to save a great amount of fuel and guarantees higher safety and better driving performances.

The quality of all WONDER products is guaranteed by computer-based controls on the production lines and daily tests in the in-house laboratories.

VALVOLE AUTOCARRO
VALVOLE TRATTORE
VALVOLE GRANDE SEZIONE

WONDER offre una gamma completa di valvole per mezzi pesanti, con diverse tipologie di valvole per camere d'aria e tubeless. L'azienda è in grado di fornire anche una vasta gamma di prolunghe e accessori per il montaggio.

Le valvole per autocarro sono progettate per mantenere la pressione ottimale negli pneumatici in condizioni estreme, consentendo un notevole risparmio di carburante e assicurando una maggiore sicurezza di guida.

La qualità dei prodotti WONDER è garantita da controlli automatizzati sulle linee di produzione e da test giornalieri eseguiti dai nostri tecnici nei laboratori interni.

WONDER			TR	MICHELIN
n.	description	ETRTO	n.	n.
1602	VU 0/70	-	227	573

Universal screw-on valves
Valvole avvitabili



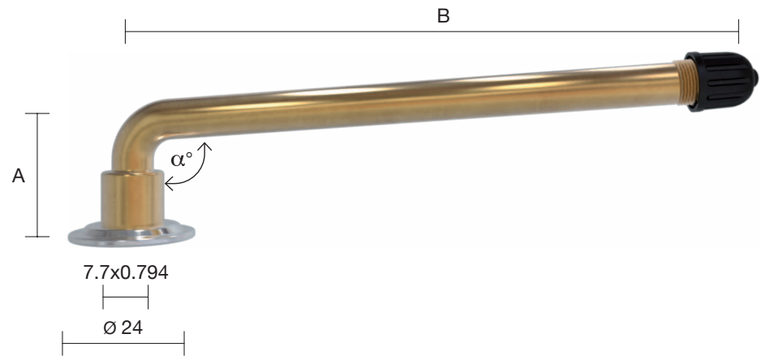

WONDER			TR	MICHELIN	A	B	α°
n.	description	ETRTO	equiv.	n.	mm	mm	
1611	VU 1/40	V3-02-2	227	570	22	43	120
1612	VU 1/44	V3-02-3	274	576	33	44	95
1613	VU 1/47	V3-02-4	274	577	39	44	110
1615	VU 1/50	V3-02-5	274	1003	20	47	90
1633	VU 1/56	V3-02-20	274	750	22	56	95
1617	VU 1/60	V3-02-19	-	-	20	60	94
1619	VU 1/70	V3-02-7	75	1188	22	71	100
1618	VU 1/73	V3-02-18	75	1288	22	74	90
1635	VU 1/75	V3-02-27	75	-	20	75	94
1621	VU 1/88	V3-02-8	76	1337	20	89	94
1620	VU 1/98	V3-02-9	177	1156	20	99	94
1632	VU 1/105	V3-02-26	77	1113	22	105	94
1622	VU 1/115	V3-02-10	175	1021	20	115	94
1624	VU 1/130	V3-02-12	178	1157	20	132	94
1625	VU 1/132	V3-02-13	178	751	20	133	90
1626	VU 1/137	V3-02-14	-	1158	20	138	94
1629	VU 1/155	V3-02-17	-	752	20	156	90

Universal screw-on valves
Valvole avvitabili

TYRE VALVES
VALVOLE PER PNEUMATICI

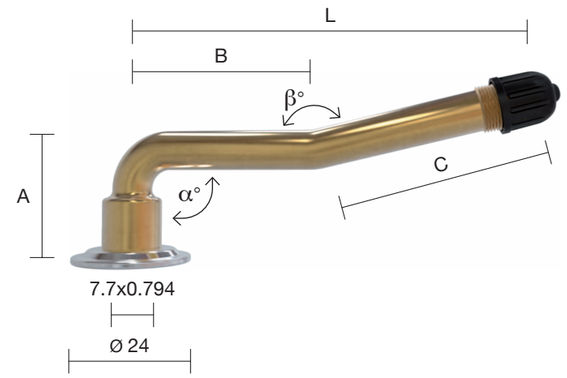

WONDER			TR	MICHELIN	A	B	C	L	α°	β°
n.	description	ETRTO	equiv.	n.	mm	mm	mm	mm		
1655	VU 2/5	V3-04-1	-	578	20	32	37	67	90	138
1656	VU 2/6	V3-04-2	-	579	20	38	41	77	90	153
1653	VU 2/88	V3-04-16	-	1489	20	38	50	86	90	160
1657	VU 2/7	V3-04-3	-	781	20	59	39	96	94	163
1672	VU 2/105	V3-04-17	-	1490	20	65	45	108	90	160
1658	VU 2/8	V3-04-4	-	782	20	74	40	112	94	144
1673	VU 2/112	V3-04-18	-	1491	20	72	45	115	90	160
1661	VU 2/10A	V3-04-5	78	755	20	76	47	121	90	153
1674	VU 2/120	V3-04-19	-	1492	20	80	45	123	90	160
1662	VU 2/10US	V3-04-6	-	734	20	86	47	131	90	153

Universal screw-on valves
Valvole avvitabili

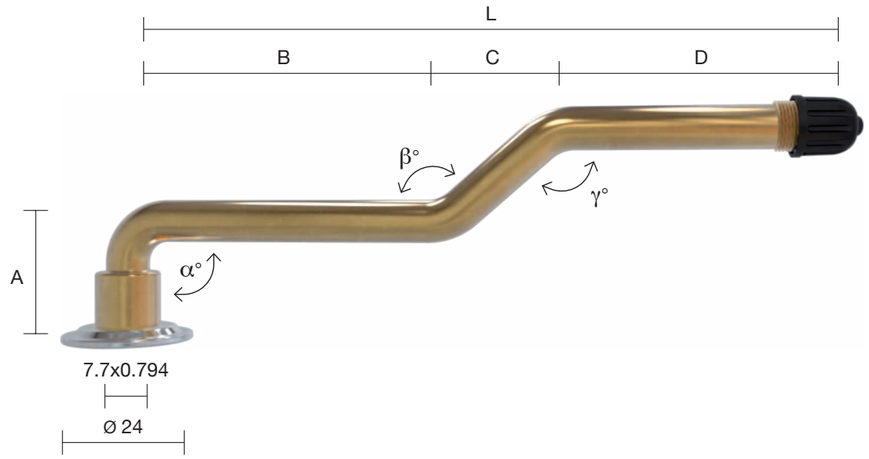

WONDER			TR	MICHELIN	A	B	C	D	L	α°	β°	γ°
n.	description	ETRTO	equiv.	n.	mm	mm	mm	mm	mm			
1686	VU 3/6	V3-06-1	-	922	20	30	20	35	85	90	139	139
1687	VU 3/7	V3-06-2	77	580	20	44	12	38	94	90	125	125
1693	VU 3/106	V3-06-7	175	1348	20	45	19	42	106	90	137	137
1684	VU 3/113	V3-06-15	-	-	20	60	13	40	113	94	153	153
1688	VU 3/8	V3-06-3	78	581	20	46	20	48	114	90	140	140
1683	VU 3/116	V3-06-12	78	1473	23	72	19	25	116	90	150	150
1694	VU 3/126	V3-06-8	78	1123	24	62	14	50	126	94	153	153
1690	VU 3/10	V3-06-5	179	582	20	62	20	49	131	90	139	139
1692	VU 3/12	V3-06-6	-	819	20	79	20	37	135	90	139	139
1681	VU 3/138	V3-06-17	-	-	20	75	13	50	138	94	153	153

Universal screw-on valves
Valvole avvitabili

truck and bus tyre valves
valvole autocarro

TRUCK & BUS
AUTOCARRO

Rubbered spuds for screw-on universal valves
Basi per valvole avvitabili

WONDER			MICHELIN
n.	description	ETRTO	n.
1111	RVU	V9-05-1	569

Flat rubber washer
Guarnizione gomma

TYRE VALVES
VALVOLE PER PNEUMATICI

WONDER			MICHELIN	L
n.	description	ETRTO	n.	mm
1420*	TURING 1	V3-20-1	964	36
1421	TURING 2	-	-	90

*On request nickelplated
*Su richiesta nichelata

9.7 mm [.389”]

12÷15 Nm



WONDER			MICHELIN	A	B	α°
n.	description	ETRTO	n.	mm	mm	
1417	TURING 17	-	1898	25	80	27
1423	TURING 19	-	-	25	103	27
1424	TURING 18	-	1798	25	60	17
1425	TURING 5	V3-20-2	-	29	60	17
1426	TURING 6	V3-20-4	1485	25	60	27
1427*	TURING 7	V3-20-5	1486	25	40	27
1428	TURING 8	V3-20-6	1487	25	85	27
1429	TURING 9	V3-20-7	1500	25	50	27
1430	TURING 10	V3-20-8	-	29	85	12
1432	TURING 12	V3-20-12	1680	25	70	27
1433	TURING 13	V3-20-10	-	50	25	29
1434	TURING 14	-	-	85	25	28

*On request nickelplated *Su richiesta nichelata

9.7 mm [.389”]

12÷15 Nm

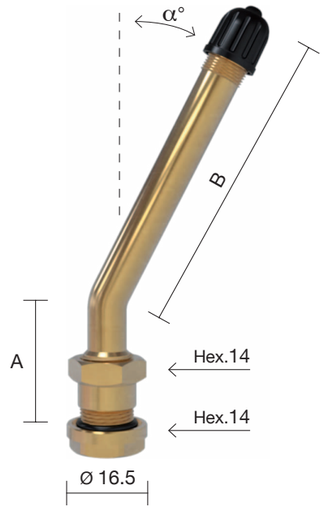

WONDER	
n.	description
1431	TURING 11

9.7 mm [.389”]

12÷15 Nm

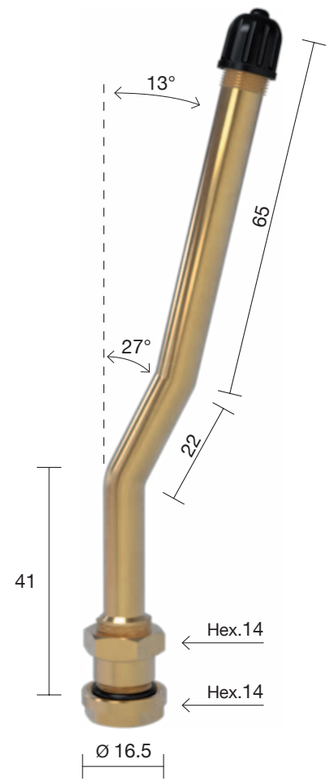

WONDER				MICHELIN
n.	description	ETRTO	RIM	n.
1390	TURING 90	V3.22.1	STEEL	2123

Oval shape foot for disc brakes wheels
Piede lenticolare per ruote con freno a disco

For steel rims
Per cerchi in acciaio

9.7 mm [.389"]

12÷15 Nm

WONDER			MICHELIN
n.	description	ETRTO	n.
1413	TURING 23	V3-20-11	1750

9.7 mm [.389"]

12÷15 Nm

WONDER				L
n.	description	ETRTO	TR	mm
1435	TUGRO 1	V3-21-1	575	29
1436	TUGRO 2	V3-21-2	501	38
1437	TUGRO 3	V3-21-3	500	51
1438*	TUGRO 4	V3-21-4	570	79
1439*	TUGRO 5	V3-21-5	571	86
1440*	TUGRO 6	V3-21-6	572	95
1441*	TUGRO 7	V3-21-7	573	111



16 mm [.625"]

3÷5 Nm

* Bendable valves
* Valvole pieghevoli

WONDER				B
n.	description	ETRTO	TR	mm
1443	TUGRO 9	V3-21-9	570C	51
1444	TUGRO 10	V3-21-10	571C	58
1445	TUGRO 11	V3-21-11	572C	67
1446	TUGRO 12	V3-21-12	573C	83

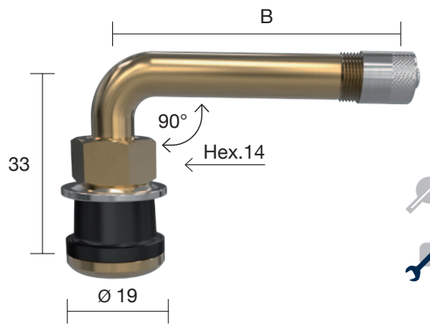

16 mm [.625"]

3÷5 Nm

TYRE VALVES
VALVOLE PER PNEUMATICI

WONDER			L
n.	description	TR	mm
1359	TURING 59	542	32.5
1370	TURING 70	543	61
1367	TURING 67	544	75
1371	TURING 71	545	89

Nickelplated valves for light alloy rims
Valvole nichelate per cerchioni in lega leggera



9.7 mm [.389"]

12÷15 Nm

WONDER			L	α°
n.	description	TR	mm	
1360	TURING 60	543D	35	120
1361	TURING 61	543E	35	105
1362	TURING 62	543C	35	135
1366	TURING 66	544D	50	120
1364	TURING 64	545D	66	120
1368	TURING 68	546D	85	120
1372	TURING 68/36	546-36	85	144

Nickelplated valves for light alloy rims
Valvole nichelate per cerchioni in lega leggera

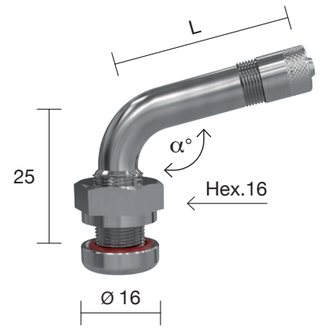

9.7 mm [.389"]

12÷15 Nm

WONDER		
n.	description	RIM
1411/C	TURING 1 SPEC	Speedline

Nickelplated valves for light alloy rims
Valvole nichelate per cerchioni in lega leggera



9.7 mm [.389"]

12÷15 Nm

WONDER		
n.	description	RIM
1414/C	TURING 7 SPEC	Speedline

Nickelplated valves for light alloy rims
Valvole nichelate per cerchioni in lega leggera

9.7 mm [.389"]

12÷15 Nm

WONDER	ALCOA		
n.	n.	ETRTO	RIM
1337	40MS	V3.22.2	ALCOA

Nickelplated valves for light alloy rims
Valvole nichelate per cerchioni in lega leggera



9.7 mm [.389"]

12÷15 Nm

WONDER	ALCOA		
n.	n.	ETRTO	RIM
1334	70MS-07	V3.22.6	ALCOA

Nickelplated valves for light alloy rims
Valvole nichelate per cerchioni in lega leggera



9.7 mm [.389"]

12÷15 Nm

WONDER	ALCOA	α°		
n.	n.		ETRTO	RIM
1330	70MS-27	27	-	ALCOA
1331	70MS-45	45	V3.22.7	ALCOA
1332	70MS-60	60	-	ALCOA

Nickelplated valves for light alloy rims
Valvole nichelate per cerchioni in lega leggera

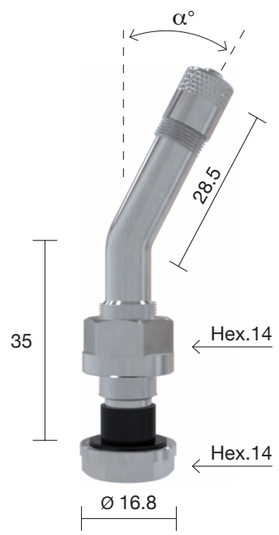

9.7 mm [.389"]

12÷15 Nm

WONDER	ALCOA		
n.	n.	ETRTO	RIM
1335	54MS	V3.22.3	ALCOA

Nickelplated valves for light alloy rims
Valvole nichelate per cerchioni in lega leggera



9.7 mm [.389"]

12÷15 Nm

WONDER	ALCOA	α°		
n.	n.		T&RA	RIM
1336	TR554D	60°	TR554D	ALCOA
1336/45	TR554C	45°	TR554C	ALCOA

Nickelplated valves for light alloy rims
Valvole nichelate per cerchioni in lega leggera

9.7 mm [.389"]

12÷15 Nm

WONDER	ALCOA		
n.	n.	ETRTO	RIM
1333	60MS	V3.22.4	ALCOA

Nickelplated valves for light alloy rims
Valvole nichelate per cerchioni in lega leggera



9.7 mm [.389"]

12÷15 Nm

WONDER			MICHELIN	A	B
n.	description	ETRTO	n.	mm	mm
1150	TUCA 1 SP	-	-	25	40
1151	TUCA 1	V3-12-1	1294	21.5	40
1152	TUCA 2	V3-12-2	1470	21.5	95

16 mm [.625"]

25÷31 Nm

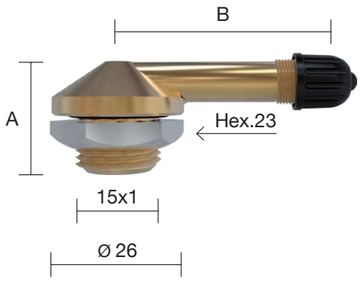

WONDER			MICHELIN	B	C	L	α°
n.	description	ETRTO	n.	mm	mm	mm	
1155	TUCA 3	V3-13-1	1459	46	43	89	153
1156	TUCA 4	V3-13-2	1537	30	79	109	126
1157	TUCA 5	-	1311	29	80	109	164

16 mm [.625"]

25÷31 Nm

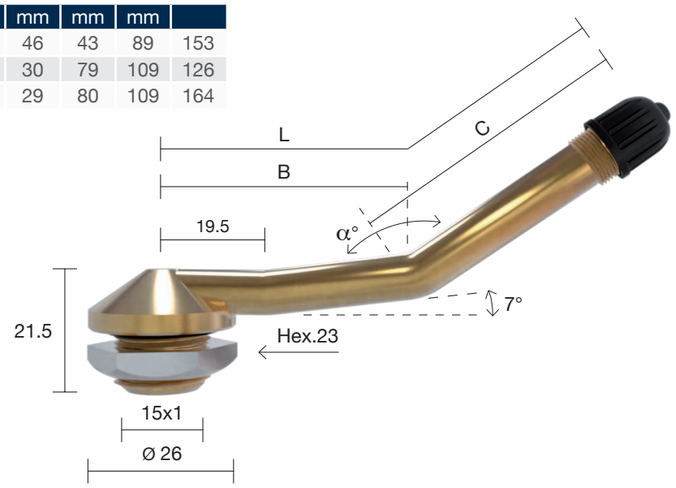

WONDER			MICHELIN	A	B	C	D	L	α°	β°
n.	description	ETRTO	n.	mm	mm	mm	mm	mm		
1160	TUCA 6	V3-14-1	806	21.5	26	22	24	72	147	147
1162	TUCA 8	V3-14-3	1184	21.5	36	22	24	83	147	147
1165	TUCA 8SP	-	-	25	36	22	24	83	147	147
1158	TUCA 75	-	1875	21.5	26	26	35	87	147	147
1161	TUCA 7	V3-14-2	808	21.5	45	22	24	91	147	147
1163	TUCA 9	-	1632	21.5	25	40	44	110	167	167

16 mm [.625"]

25÷31 Nm

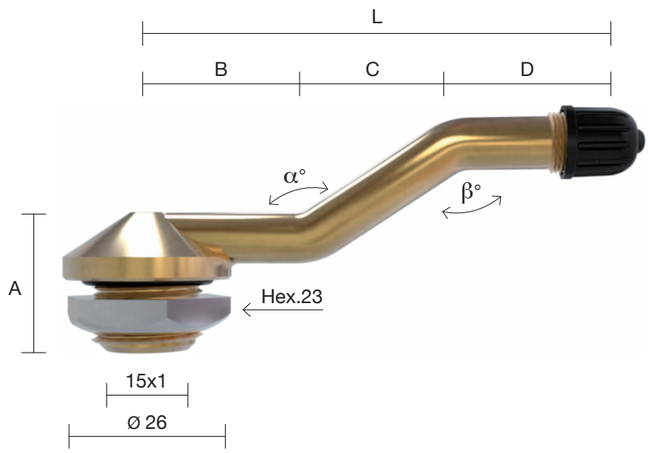

WONDER			MICHELIN	B	C	L	α°
n.	description	ETRTO	n.	mm	mm	mm	
1170	TUCA 10	V3-16-1	1013	36	29	65	150

20.5 mm [.807"]

25÷31 Nm

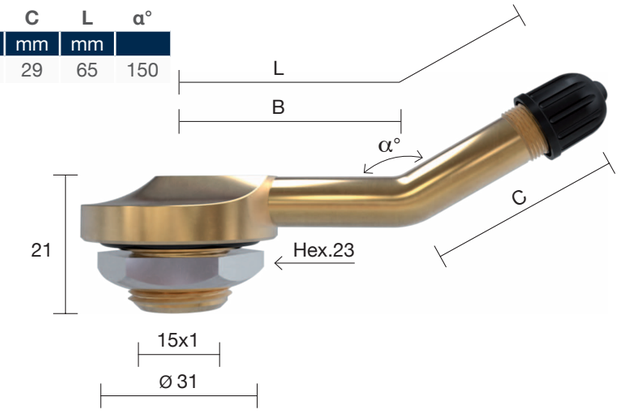

WONDER		MICHELIN
n.	description	n.
1140	TUCA 40	1550

16 mm [.625"]

25÷31 Nm



WONDER		MICHELIN	B
n.	description	n.	mm
1141	TUCA 41	1581	30
1142	TUCA 42	2225	24

16 mm [.625"]

25÷31 Nm

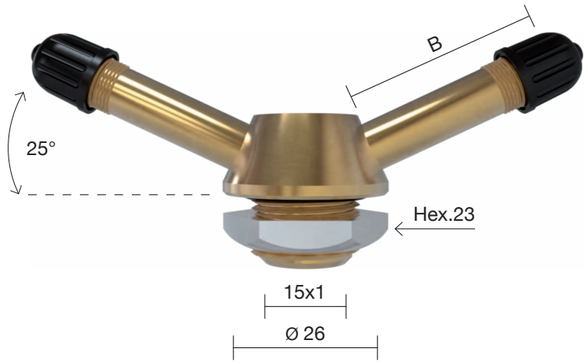

WONDER			MICHELIN	A	B	α°
n.	description	ETRTO	n.	mm	mm	
1171	TUCA 21	V3-15-1	1089	14	22	110
1172	TUCA 22	V3-15-2	1051	11	15	95

20.5 mm [.807"]

25÷31 Nm

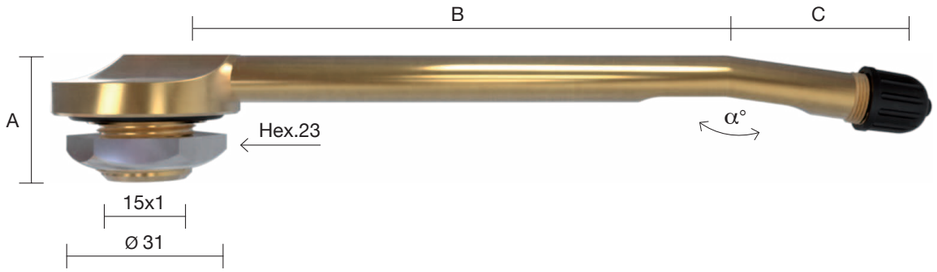

WONDER			MICHELIN	A	B	C	α°
n.	description	ETRTO	n.	mm	mm	mm	
1182	TUCA 17	V3-17-1	909	21	99	31	172
1183	TUCA 18	V3-17-2	963	21	116	31	172
1185	TUCA 91	-	1091	25	153	31	172

20.5 mm [.807"]

25÷31 Nm

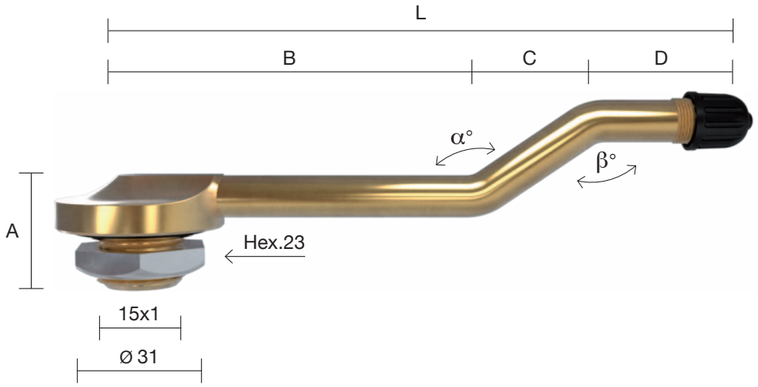

20.5 mm [.807"]

25÷31 Nm

WONDER			MICHELIN	A	B	C	D	L	α°	β°
n.	description	ETRTO	n.	mm	mm	mm	mm	mm		
1179	TUCA 19	-	915	21	48	21	25	94	146	146
1175	TUCA 11	V3-18-1	907	21	64	21	25	110	146	146
1176	TUCA 12	V3-18-4	1116	21	51	21	38	110	138	138
1177	TUCA 13	V3-18-2	920	21	81	21	25	127	146	146
1178	TUCA 14	V3-18-5	1117	21	68	21	38	127	138	138

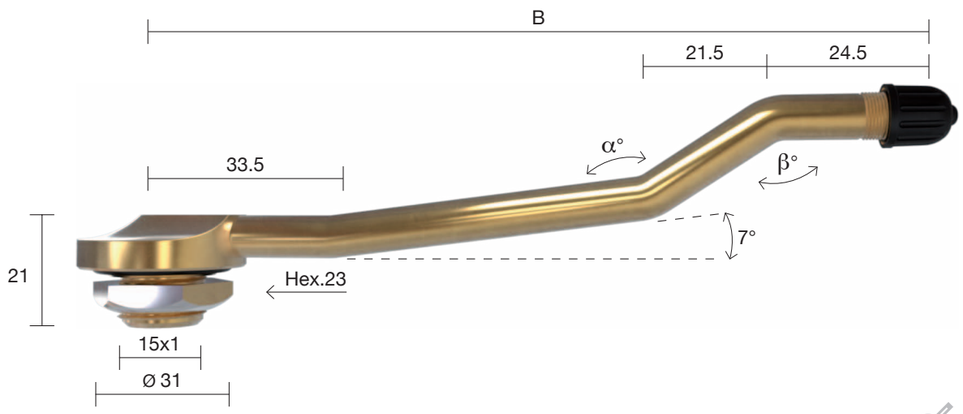

WONDER			MICHELIN	B	α°	β°
n.	description	ETRTO	n.	mm		
1180	TUCA 15	V3-19-1	911	138	154	147
1181	TUCA 16	V3-19-3	1505	137	162	155

20.5 mm [.807"]

25÷31 Nm

TYRE VALVES
VALVOLE PER PNEUMATICI



TPMS TRUCK VALVES ASSEMBLY SCHEME

SCHEMA DI MONTAGGIO VALVOLE TPMS AUTOCARRO

WONDER		
n.	ETRTO	RIM
1392.1	V3.24.1	STEEL

TPMS LOCK included, screw and washer for fixed and variable angle sensors
TPMS LOCK incluso, vite e rondella per sensori ad angolo fisso e variabile

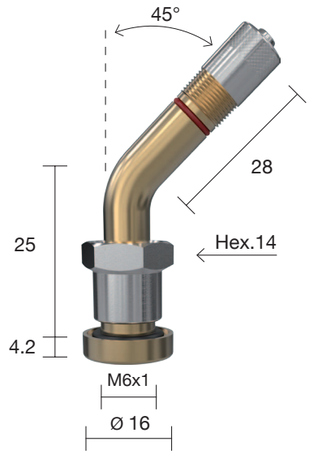

9.7 mm [.389"]

10÷12 Nm

WONDER	
n.	RIM
1353	SPEEDLINE

Nickelplated valves for light alloy rims
Valvole nichelate per cerchioni in lega leggera

TPMS LOCK included, screw and washer for fixed and variable angle sensors
TPMS LOCK incluso, vite e rondella per sensori ad angolo fisso e variabile

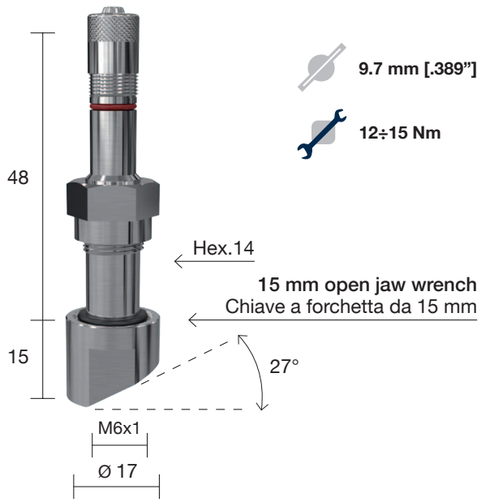

9.7 mm [.389"]

12÷15 Nm

WONDER	
n.	RIM
1393	ALCOA

Nickelplated valves for light alloy rims
Valvole nichelate per cerchioni in lega leggera

TPMS LOCK included, screw and washer for fixed and variable angle sensors
TPMS LOCK incluso, vite e rondella per sensori ad angolo fisso e variabile

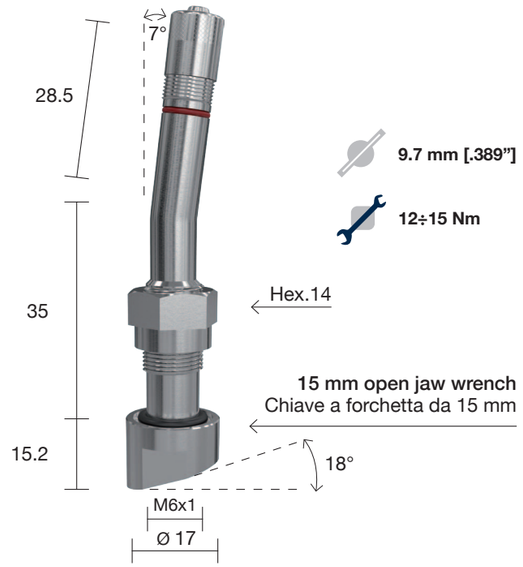

9.7 mm [.389"]

12÷15 Nm

WONDER n.	ALCOA n.	RIM
1310.1	70MS-07 TPMS	ALCOA
1310.2/27	70MS-27 TPMS	ALCOA

Nickelplated valves for light alloy rims
Valvole nichelate per cerchioni in lega leggera

TPMS LOCK included, screw and washer for fixed and variable angle sensors
TPMS LOCK incluso, vite e rondella per sensori ad angolo fisso e variabile

9.7 mm [.389"]

12÷15 Nm

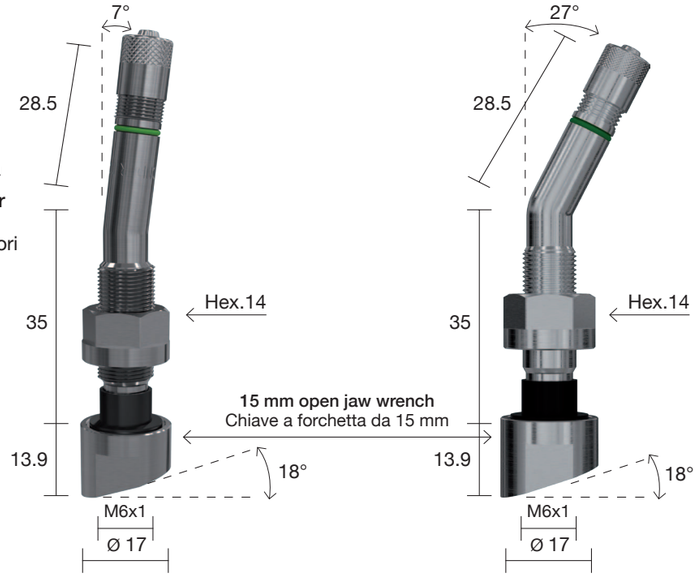

WONDER n.	ALCOA n.	RIM
1311	40MS TPMS	ALCOA/MAXION

Nickelplated valves for light alloy rims
Valvole nichelate per cerchioni in lega leggera

TPMS LOCK included, screw and washer for fixed and variable angle sensors
TPMS LOCK incluso, vite e rondella per sensori ad angolo fisso e variabile

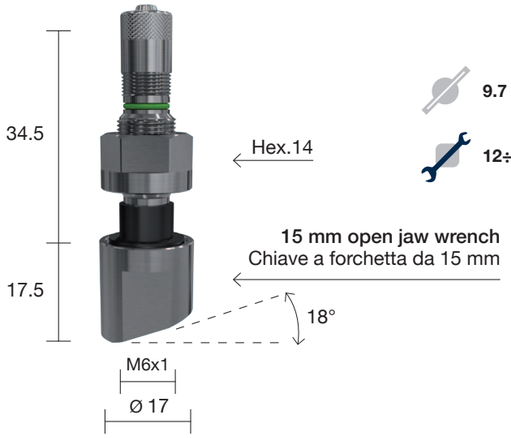

9.7 mm [.389"]

12÷15 Nm

WONDER n.	ALCOA n.	RIM
1354	40MS TPMS	ALCOA

Nickelplated valves for light alloy rims
Valvole nichelate per cerchioni in lega leggera

TPMS LOCK included, screw and washer for fixed and variable angle sensors
TPMS LOCK incluso, vite e rondella per sensori ad angolo fisso e variabile

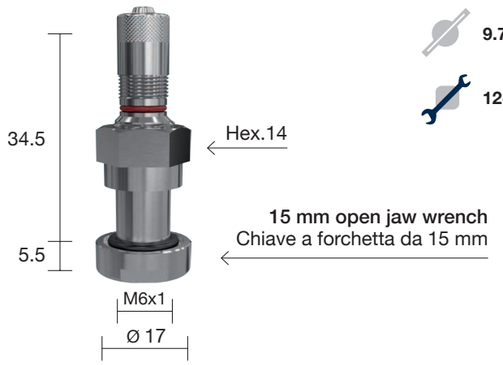

9.7 mm [.389"]

12÷15 Nm

TYRE VALVES
VALVOLE PER PNEUMATICI

WONDER n.	ALCOA n.	RIM
1312	54MS TPMS	ALCOA

Nickelplated valves for light alloy rims
Valvole nichelate per cerchioni in lega leggera

TPMS LOCK included, screw and washer for fixed and variable angle sensors
TPMS LOCK incluso, vite e rondella per sensori ad angolo fisso e variabile

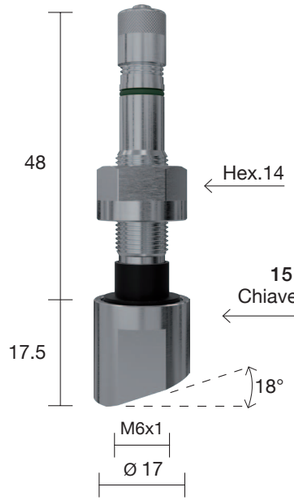

9.7 mm [.389"]

12÷15 Nm

WONDER n.	ALCOA n.	RIM
1313	54MS TPMS	ALCOA

Nickelplated valves for light alloy rims
Valvole nichelate per cerchioni in lega leggera

TPMS LOCK included, screw and washer for fixed and variable angle sensors
TPMS LOCK incluso, vite e rondella per sensori ad angolo fisso e variabile

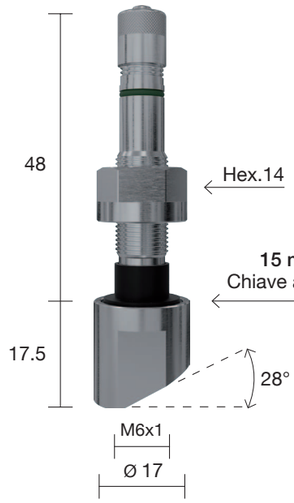

9.7 mm [.389"]

12÷15 Nm

WONDER n.	ALCOA n.	RIM
1314	54MS TPMS	ALCOA

Nickelplated valves for light alloy rims
Valvole nichelate per cerchioni in lega leggera

TPMS LOCK included, screw and washer for fixed and variable angle sensors
TPMS LOCK incluso, vite e rondella per sensori ad angolo fisso e variabile

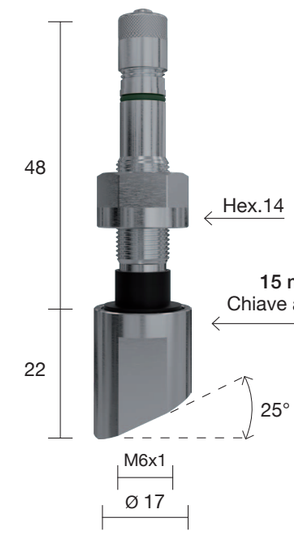

9.7 mm [.389"]

12÷15 Nm

WONDER	ALCOA	
n.	n.	RIM
1394	40MS TPMS	ALCOA

Nickelplated valves for light alloy rims
Valvole nichelate per cerchioni in lega leggera

TPMS LOCK included, screw and washer for fixed and variable angle sensors
TPMS LOCK incluso, vite e rondella per sensori ad angolo fisso e variabile

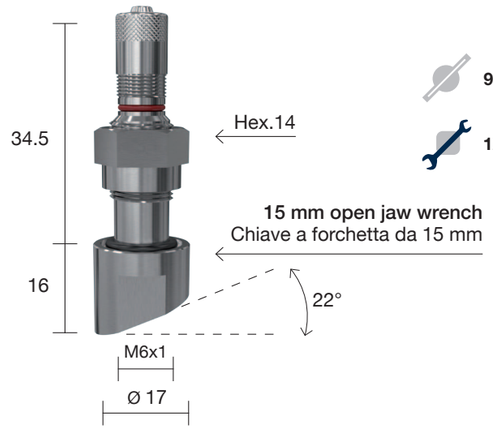

9.7 mm [.389"]

12÷15 Nm

WONDER	
n.	RIM
1395	ALCOA

Nickelplated valves for light alloy rims
Valvole nichelate per cerchioni in lega leggera

TPMS LOCK included, screw and washer for fixed and variable angle sensors
TPMS LOCK incluso, vite e rondella per sensori ad angolo fisso e variabile

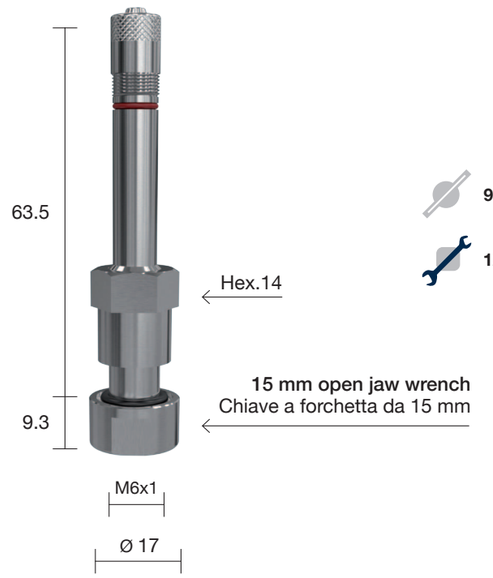

9.7 mm [.389"]

12÷15 Nm

WONDER	ALCOA		α°
n.	n.	RIM	
1336.9	TR554 TPMS	ALCOA	60

Nickelplated valves for light alloy rims
Valvole nichelate per cerchioni in lega leggera

TPMS LOCK included, screw and washer for fixed and variable angle sensors
TPMS LOCK incluso, vite e rondella per sensori ad angolo fisso e variabile

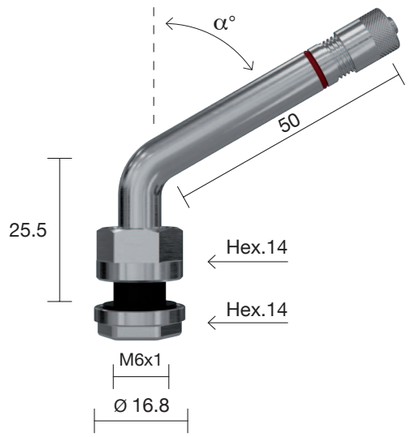

9.7 mm [.389"]

12÷15 Nm

TYRE VALVES
VALVOLE PER PNEUMATICI

WONDER	ALCOA	
n.	n.	RIM
1309	54MS TPMS	ALCOA/MAXION

Nickelplated valves for light alloy rims
Valvole nichelate per cerchioni in lega leggera

TPMS LOCK included, screw and washer for fixed and variable angle sensors
TPMS LOCK incluso, vite e rondella per sensori ad angolo fisso e variabile

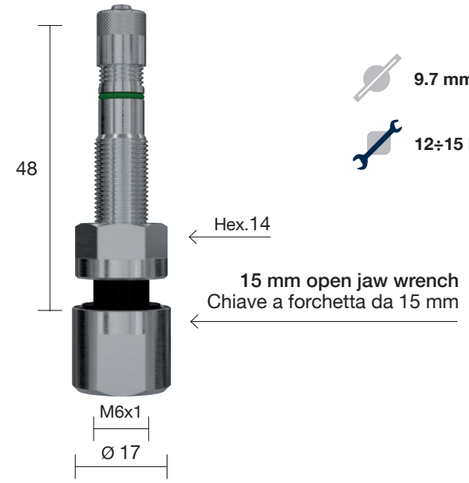

9.7 mm [.389"]

12÷15 Nm

WONDER	ALCOA	
n.	n.	RIM
1319	54MS TPMS	ALCOA

Nickelplated valves for light alloy rims
Valvole nichelate per cerchioni in lega leggera

TPMS LOCK included, screw and washer for fixed and variable angle sensors
TPMS LOCK incluso, vite e rondella per sensori ad angolo fisso e variabile

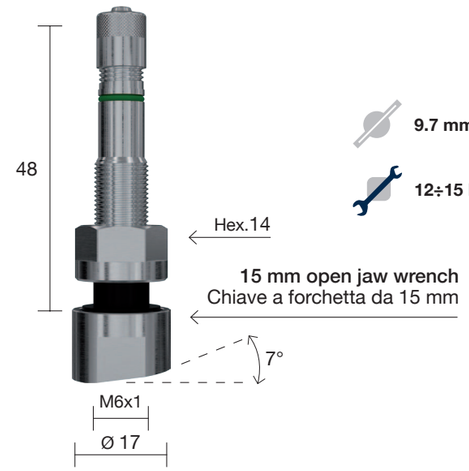

9.7 mm [.389"]

12÷15 Nm

WONDER	ALCOA	
n.	n.	RIM
1349	54MS TPMS	ALCOA

Nickelplated valves for light alloy rims
Valvole nichelate per cerchioni in lega leggera

TPMS LOCK included, screw and washer for fixed and variable angle sensors
TPMS LOCK incluso, vite e rondella per sensori ad angolo fisso e variabile

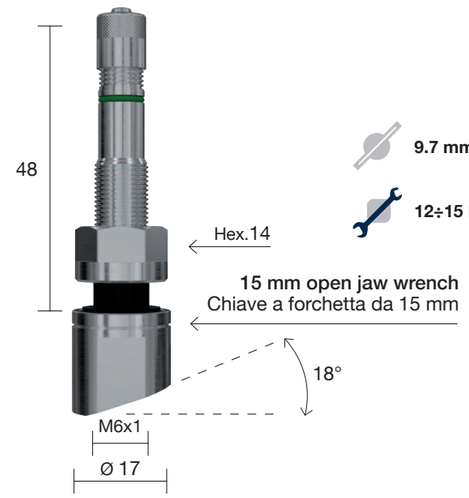

9.7 mm [.389"]

12÷15 Nm

WONDER		A	B	α°
n.	RIM	mm	mm	
1356	STEEL	25	28	20

TPMS LOCK included, screw and washer for fixed and variable angle sensors
TPMS LOCK incluso, vite e rondella per sensori ad angolo fisso e variabile

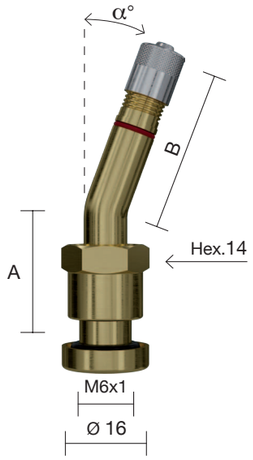

9.7 mm [.389"]

12÷15 Nm

WONDER	ALCOA			L
n.	n.	ETRTO	RIM	mm
1420.9	Turing 1 TPMS	V3.24.14	STEEL	36

TPMS LOCK included, screw and washer for fixed and variable angle sensors
TPMS LOCK incluso, vite e rondella per sensori ad angolo fisso e variabile

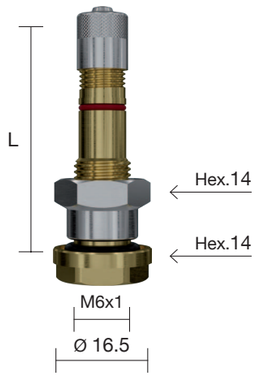

9.7 mm [.389"]

12÷15 Nm

WONDER	ALCOA			A	B	α°
n.	n.	ETRTO	RIM	mm	mm	
1426.9	Turing 6 TPMS	V3.24.15	STEEL	25	60	27

TPMS LOCK included, screw and washer for fixed and variable angle sensors
TPMS LOCK incluso, vite e rondella per sensori ad angolo fisso e variabile

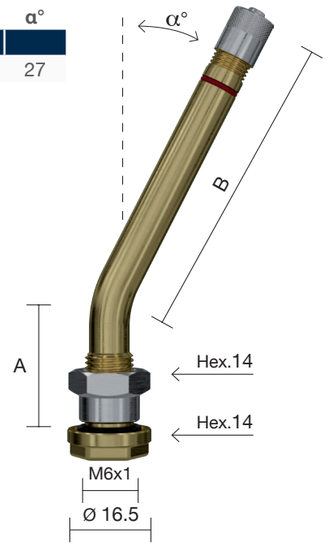

9.7 mm [.389"]

12÷15 Nm

TYRE VALVES
VALVOLE PER PNEUMATICI

WONDER	ALCOA			A	B	α°
n.	n.	ETRTO	RIM	mm	mm	
1427.9	Turing 7 TPMS	V3.24.16	STEEL	25	40	27

TPMS LOCK included, screw and washer for fixed and variable angle sensors
TPMS LOCK incluso, vite e rondella per sensori ad angolo fisso e variabile

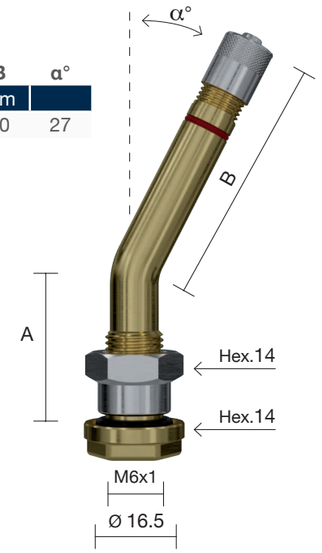

9.7 mm [.389"]

12÷15 Nm

WONDER	ALCOA			A	B	α°
n.	n.	ETRTO	RIM	mm	mm	
1429.9	Turing 9 TPMS	V3.24.25	STEEL	25	50	27

TPMS LOCK included, screw and washer for fixed and variable angle sensors
TPMS LOCK incluso, vite e rondella per sensori ad angolo fisso e variabile

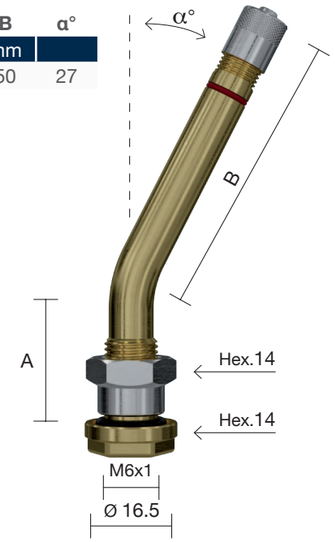

9.7 mm [.389"]

12÷15 Nm

WONDER	ALCOA			A	B	α°
n.	n.	ETRTO	RIM	mm	mm	
1433.9	Turing 13 TPMS	V3.24.17	STEEL	50	25	29

TPMS LOCK included, screw and washer for fixed and variable angle sensors
TPMS LOCK incluso, vite e rondella per sensori ad angolo fisso e variabile

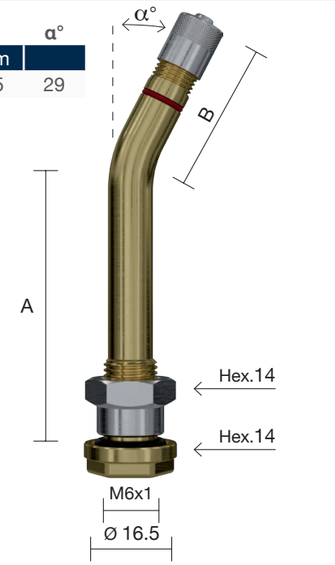

9.7 mm [.389"]

12÷15 Nm

WONDER

n.	description	ETRTO	RIM	L mm
1491	TUGRO 1 TPMS	V3.24.32	STEEL	29

TPMS LOCK included, screw and washer for fixed and variable angle sensors
TPMS LOCK incluso, vite e rondella per sensori ad angolo fisso e variabile

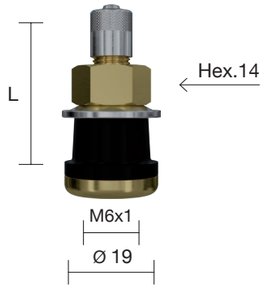

16 mm [.625"]

3÷5 Nm

WONDER

n.	description	ETRTO	RIM	B mm
1443.9	TUGRO 9 TPMS	V3.24.33	STEEL	51

TPMS LOCK included, screw and washer for fixed and variable angle sensors
TPMS LOCK incluso, vite e rondella per sensori ad angolo fisso e variabile

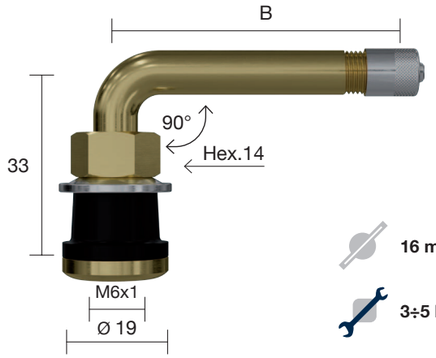

16 mm [.625"]

3÷5 Nm

WONDER

n.	description
TL	TPMS LOCK

TPMS LOCK allows to secure fitting of both fixed and variable angle sensors using a single screw and washer
TPMS LOCK consente il fissaggio sicuro di sensori sia ad angolo fisso che variabile, utilizzando una sola vite e rondella

Screwdriver Torx TX30
Chiave Torx TX30

ONE SCREW + ONE WASHER (DOUBLE SIDED)

For fixed-angle TPMS sensors: 4 Nm or supplier recommandations
Per sensori TPMS ad angolo fisso: 4 Nm (o secondo indicazioni del fornitore)

For variable-angle TPMS sensors: 5.5÷6.5 Nm
Per sensori TPMS ad angolo variabile: 5,5÷6,5 Nm

Discover more

WONDER

n.
VV88

Screw for clamping variable-angle TPMS sensor
Vite per serraggio sensore TPMS ad angolo variabile

***Refer to the specific sensor manufacturer's instructions**
*Riferirsi alle indicazioni del produttore del sensore specifico

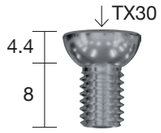

5 Nm*

Screwdriver Torx TX30
Chiave Torx TX30

CAN'T FIND THE RIGHT VALVE FOR YOUR NEEDS, OR REQUIRE CUSTOM DIMENSIONS? SEND US YOUR REQUIREMENTS.

NON TROVI LA VALVOLA ADATTA PER TE O HAI BISOGNO DI MISURE PERSONALIZZATE? **MANDACI LE TUE RICHIESTE.**

+39 0372 421811 info@wonder.auto

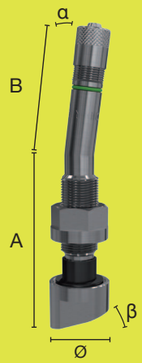

TYRE VALVES
VALVOLE PER PNEUMATICI

WONDER

n.	description	ETRTO	TR	D mm
8002	TR 218/Fer	V4-01-1	218 A	63

Valves with rubber base buffed not prepared
Valvole con base non preparata

Nylon rim nut n. 8004
Ghiera in nylon n. 8004



WONDER

n.	description	A	CORE
0585	Trak 18/Fer	51	0595

Metal base tube clamp-in type
Tipo base metallica per camera d'aria

20.5 mm [.807"]

7÷10 Nm



WONDER

n.	description
9200	BLIND VALVE

Blind valve
Valvola chiudi foro

16 mm [.625"]



WONDER

n.	description	ETRTO	TR	A	CORE
0584	Trak 618	-	-	35	0596
0586	Trak 618	V5-15-1	618A	48	0595

Tubeless metal valves
Valvole metalliche tubeless

16 mm [.625"]

5÷8 Nm



WONDER

n.	description	A	CORE
0600	Trak 718	56	0595
0610	Trak 718	49	0596

Tubeless snap-in valves
Valvole gommate tubeless

16 mm [.625”]



WONDER

n.	description	ETRTO	TR
0595	T18/Fer	V4-02-1	CH3
0596	T18/Fer	-	-

Core housing for air-water valves
Interno per valvole trattore



0595 0596

WONDER

n.	description	TR
0590	T18/i	CH1

Core housing for old type tractor valves
Interno per valvole trattore vecchio tipo



WONDER

n.	description	ETRTO	TR	A mm	B mm	α°
0587	Trak 621	V5-15-2	621A	39	75	115
0588	Trak 622	V5-15-3	622A	44	116	90
0589	Trak 623	V5-15-4	623A	39	57	115

Tubeless metal valves
Valvole metalliche tubeless

16 mm [.625”]

5÷8 Nm

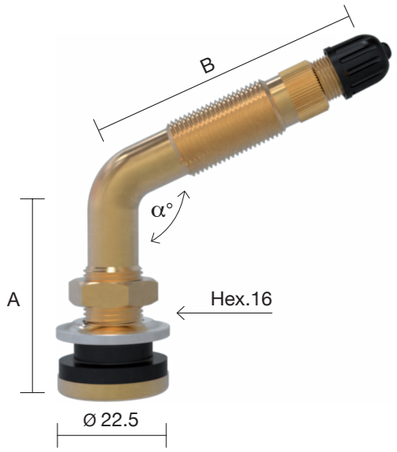

Tractor valves accessories
Accessori valvole trattore

TYRE VALVES
VALVOLE PER PNEUMATICI

WONDER

n.	description
3020	NEW FILL

Tool for filling tractor tyres with water
Raccordo per riempimento pneumatici con acqua

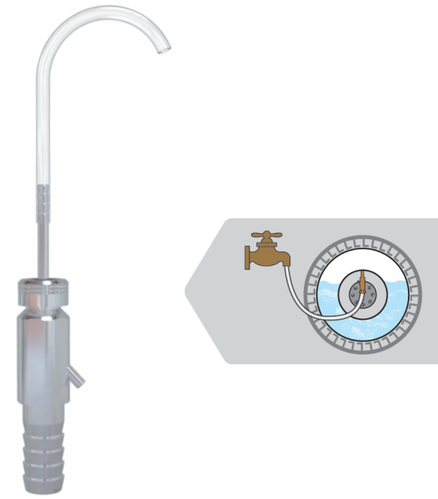

WONDER

n.	description
3300	EMPTY

Tool for letting the water completely flow out of the tyre
Strumento per evacuare completamente l’acqua dagli pneumatici

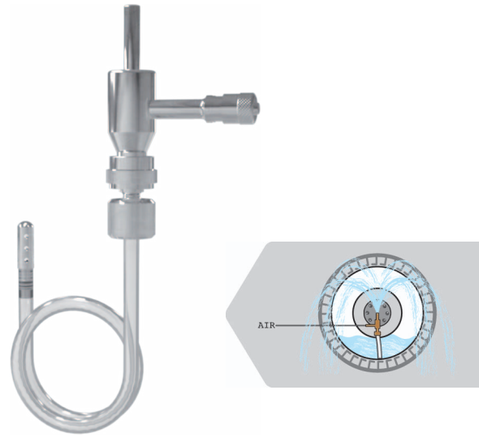

WONDER			
n.	description	ETRTO	TR
1520	TRJ670	V5-03-1	J670

20.5 mm [.807”]

8÷10 Nm



WONDER				A
n.	description	ETRTO	TR	mm
1545	TR SP 2	V5-10-1	SP2	17

Base
Base

20.5 mm [.807”]

8÷23 Nm



WONDER				A	B	α°
n.	description	ETRTO	TR	mm	mm	
1521	TRJ 650	V5-04-1	J 650	27	80	100
1522	TRJ 651	V5-04-2	J 651	32	119	90
1523	TRJ 652	-	J 652	27	140	94
1524	TRJ 655	-	J 655	27	80	106
1525	TRJ 657	-	J 657	27	102	100
1529	TRJ 653	-	J 653	27	63	100

20.5 mm [.807”]

8÷10 Nm

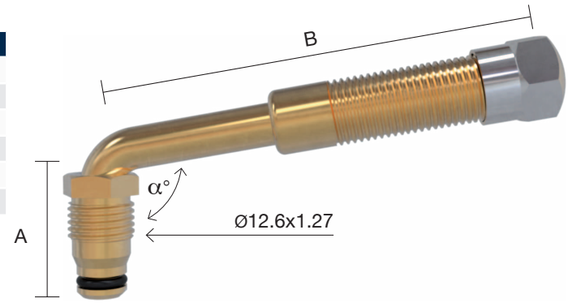

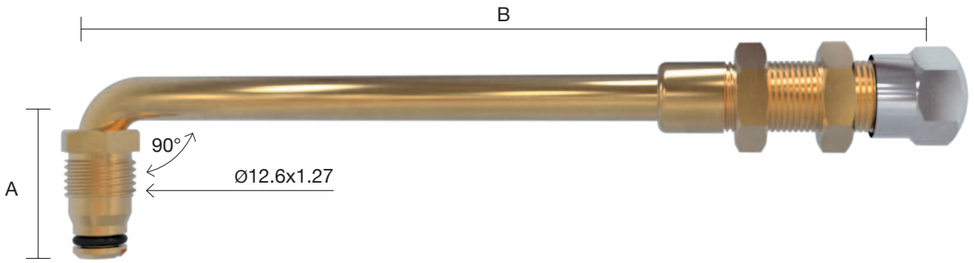

WONDER			A	B
n.	description	TR	mm	mm
1526	TRJ 4000/6	J 4000/6	29	153
1527	TRJ 4000/8	J 4000/8	29	203
1528	TRJ 4000/24	J 4000/24	29	610
1533	TRJ 4000/2.50	J 4000/2.50	29	64
1534	TRJ 4000/4.50	J 4000/4.50	29	114
1535	TRJ 4000/8.75	J 4000/8.75	29	222
1536	TRJ 4000/7.50	J 4000/7.50	29	190

20.5 mm [.807”]

8÷10 Nm

TYRE VALVES
VALVOLE PER PNEUMATICI

WONDER			MICHELIN
n.	description	ETRTO	n.
1710	TULB 1	V5-06-1	1009

20.5 mm [.807”]

7÷10 Nm



WONDER			MICHELIN	A
n.	description	ETRTO	n.	mm
1730	OGIOD-1	V5-12-1	829	21.5
1731	OGIOD-2	V5-12-2	965	16

Base
Base

20.5 mm [.807”]

20÷23 Nm



WONDER			MICHELIN
n.	description	ETRTO	n.
1712	TULB 3	V5-07-2	824

20.5 mm [.807”]

7÷10 Nm

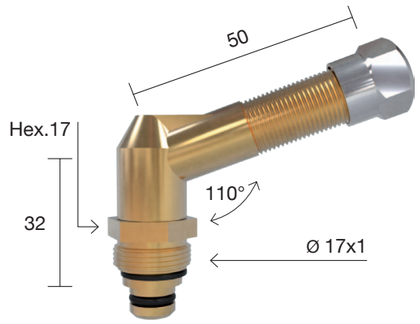



WONDER			MICHELIN	A	B	α°
n.	description	ETRTO	n.	mm	mm	
1711	TULB 2	V5-07-1	823	27	50	92
1714	TULB 5	V5-07-4	825	27	75	92
1716	TULB 7	V5-07-6	826	27	100	92

20.5 mm [.807”]

7÷10 Nm

WONDER			MICHELIN
n.	description	ETRTO	n.
1715	TULB 6	V5-07-5	1025

20.5 mm [.807”]

7÷10 Nm

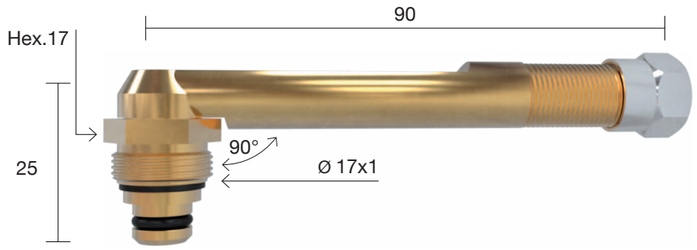

WONDER			MICHELIN	A	B	α°	β°	γ°
n.	description	ETRTO	n.	mm	mm			
1719	TULB 10	V5-08-1	1125	25	90	90	145	145
1720	TULB 11	V5-08-2	966	25	92	90	155	155

20.5 mm [.807”]

7÷10 Nm

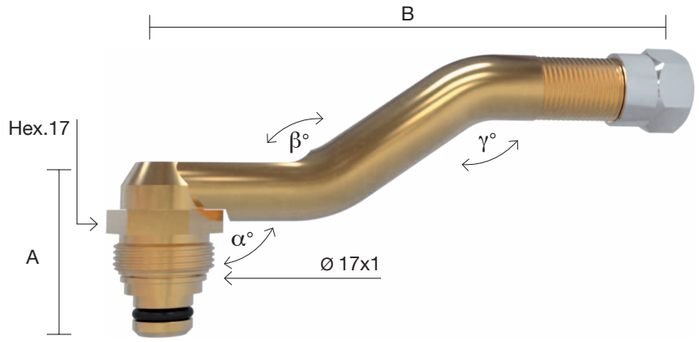

WONDER			
n.	description	ETRTO	TR
1760	TRJ 690	V5-05-1	J 690

20.5 mm [.807”]

20÷23 Nm

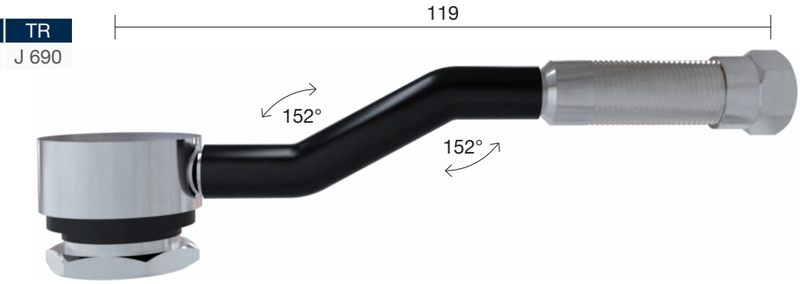

WONDER		L
n.	description	mm
1565	ORFLEX 140	140
1566	ORFLEX 160	160
1567	ORFLEX 180	180
1568	ORFLEX 210	210
1569	ORFLEX 310	310
1570	ORFLEX 350	350
1571	ORFLEX 400	400
1572	ORFLEX 475	475
1573	ORFLEX 550	550
1574	ORFLEX 600	600
1575	ORFLEX 690	690
1576	ORFLEX 730	730
1577	ORFLEX 800	800

20.5 mm [.807”]

4÷6 Nm

Textile braided hose
Tubo a treccia tessile

WONDER		MICHELIN
n.	description	n.
1560	ORPA	883

Holder for large bore flexible extension
Piastrina di fissaggio per prolunghe

VALVE CORES

The core represents the centre of every tyre valve. WONDER cores are carefully conceived to be safe and reliable in every situation.

WONDER recommends tightening with torque-controlled screwdrivers, replacing the mechanism at every tyre change, and using clean, suitable inflation equipment to avoid damaging the valve mechanism.

VALVE CAPS

The valve cap is a tool of primary importance for security while driving. It keeps the pressure inside the tyre, preventing air to leak or foreign matter to enter inside the valve.

WONDER offers a large range of caps for valves to meet all the different tyre valves and vehicle features.

MECCANISMI

Il meccanismo è il cuore di ogni valvola; per questo i nostri meccanismi sono concepiti per essere precisi e affidabili in qualsiasi condizione.

WONDER raccomanda di avvitare con cacciaviti a coppia controllata, di cambiare il meccanismo ad ogni cambio degli pneumatici e di utilizzare attrezzature pulite e adatte per il gonfiaggio, per evitare di danneggiare il meccanismo della valvola.

COPERCHIETTI

Il coperchietto di una valvola è un accessorio di grande importanza per la sicurezza alla guida; esso garantisce ulteriormente la tenuta della pressione dello pneumatico nel tempo, evitando perdite d'aria e impedendo l'ingresso di corpi estranei all'interno della valvola.

WONDER offre una vasta gamma di coperchietti per ogni tipo di valvola secondo le specifiche del veicolo.

TYRE VALVES
VALVOLE PER PNEUMATICI

WONDER			SPRING	SPRING
n.	description	TR	MATERIAL	TENSION
0078/C	MB/OT	C1	STAINLESS STEEL	MEDIUM

Standard bore valve cores
Meccanismi per valvole Standard

Heat resistant
Per alta temperatura

-40°C +105°C

5.2x0.705



0.4÷0.6 Nm

WONDER			SPRING	SPRING
n.	description	TR	MATERIAL	TENSION
0090	DIN	C1	STAINLESS STEEL	MEDIUM

Standard bore valve cores
Meccanismi per valvole Standard

Nickelplated core
Meccanismo nichelato

Heat resistant
Per alta temperatura

-40°C +135°C

5.2x0.705



0.4÷0.5 Nm

WONDER			SPRING	SPRING
n.	description	TR	MATERIAL	TENSION
0158	MB/LB	C2	STAINLESS STEEL	MEDIUM

Large bore valve cores
Meccanismi per valvole Grande Sezione

Heat resistant
Per alta temperatura

-40°C +135°C

7.7x0.794



0.5÷0.7 Nm

WONDER			SPRING	SPRING
n.	description	TR	MATERIAL	TENSION
0160	LB 20	C2	STAINLESS STEEL	MEDIUM

Large bore valve cores
Meccanismi per valvole Grande Sezione

General use
Impiego normale

7.7x0.794



0.5÷0.7 Nm

WONDER

n.	description	TR
0011	C 95 DIN	VC 3

Metal cap dome type
Coperchietto metallico

Ø9.5

0.2÷0.3 Nm

WONDER

n.	description	TR
0012	C 95 S	VC 3

Metal cap dome type
Coperchietto metallico

Slim metal cap for truck valves that allows the nut to be fitted without removing the cap
Slim cap metallico per valvole truck che consente il montaggio del dado senza togliere il coperchietto

Ø8.6

0.2÷0.3 Nm

WONDER

n.	description	TR
0110	PL	VC 8

Plastic dust cap
Coperchietto in plastica

0.2÷0.3 Nm

WONDER

n.	description	COLOUR
0120	Slim cap	GREY
0120 BL	Slim cap	BLACK

Nylon slim cap with rubber washer
Coperchietto slim nylon con guarnizione

Slim cap for TPMS valves for car application allowing nut installation without removing the cap
Slim cap per valvole TPMS per auto che consente il montaggio del dado senza togliere il coperchietto

Ø9.1 Ø9.1

0.2÷0.3 Nm

WONDER

n.	description	COLOUR
0115	PL/R	BLACK
0115 R	PL/R	RED
0115 V	PL/R	GREEN
0115 B	PL/R	BLUE

Nylon cap with rubber washer
Black - Red - Green - Blue
Coperchietto nylon con guarnizione
Black - Red - Green - Blue

0.2÷0.3 Nm

WONDER

n.	description	TR
0020	TU/HEX	-

Hexagonal cap for chromed SNAP-IN valves
Coperchietto esagonale per SNAP-IN CROMATE

0.2÷0.3 Nm

TYRE VALVES
VALVOLE PER PNEUMATICI

WONDER

n.	description	TR
0129	LB/TRVC 7	VC 7

Large bore cap with hexagonal top
Coperchietto con testa esagonale Grande Sezione

0.3÷0.5 Nm

WONDER

n.	description	TR
0132	DO/CAP	equiv. VC 7

Large bore hexagonal cap
Coperchietto esagonale Grande Sezione

0.3÷0.5 Nm

WONDER **MICHELIN**

n.	description	n.
0133	MI/CAP	766

Large bore cap
Coperchietto Grande Sezione

0.3÷0.5 Nm

WONDER

n.	description	TR
0131	LB/CAP	VC 6

Large bore hexagonal cap with screwdriver top
Coperchietto esagonale con cacciavite Grande Sezione

0.3÷0.5 Nm

WONDER

n.	description	TR
1550	AD	AD/1

Adapter converting large bore valve end to standard bore valve end
Raccordo di riduzione da Grande Sezione a Standard

Hex.14

3÷5 Nm

WONDER

n.	description	TR
1549	AD/2	AD/2

Adapter converting large bore valve end to standard bore valve end
Raccordo mobile di riduzione da Grande Sezione a Standard

0.3÷0.5 Nm

INDUSTRIAL VALVES

The present section includes valves for industrial applications, such as heating, air conditioning, fire extinguishers, tanks, etc.

The next page shows standard valves and cores only. On request WONDER shall be pleased to submit a project and a quote for personalized requirements.

VALVOLE INDUSTRIALI

Questa sezione comprende valvole per applicazioni industriali, come impianti di condizionamento e riscaldamento, vasi di espansione, estintori, ecc.

Nella pagina seguente sono illustrati unicamente valvole e meccanismi standard. Su richiesta WONDER sarà lieta di offrire soluzioni e offerte personalizzate.

WONDER		A	B		L
n.	description	mm	mm	D	mm
4500	TANK-0	11	14	1/8	29
4501	TANK-1	9	8.5	1/8 NPT	23
4502	TANK-2	9	6	M8	19
4503	TANK-3	9	9	M8	22

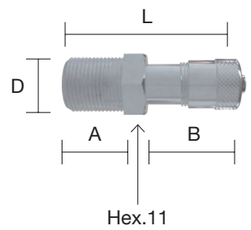

Tank valves
Valvole per serbatoi

WONDER		APPLICATION
n.	description	
0076	MB/OT-F	AIR CONDITIONING



0.4÷0.6 Nm

WONDER		SPRING	SPRING
n.	description	MATERIAL	TENSION
0155	M8 x 1	STAINLESS STEEL	MEDIUM



0.7÷1.1 Nm

Air conditioning
Valvole aria condizionata

INFLATOR & PRESSURE GAUGES
MISURATORI DI PRESSIONE

DIAL TYPE INFLATOR GAUGES
DIAL TYPE PRESSURE GAUGES

WONDER has developed its dial type inflator and pressure gauges within a project regarding essentially the tyre service and the expertise of this field. As a result, the main features of these tools are precision, stability - setting and reliability.

We offer a large range of models to suit any type of vehicle, from the famous EURODAINU - produced since the beginning of the 1980s in more than 2 million units - to the latest 2010 INFLATOR DIGITAL, WONDER state-of-the-art technology.

WONDER uses only high quality materials from certified sources to offer its customers high level and guaranteed products, minimising the impact on the environment. All products are developed, tested and assembled in WONDER plant in Cremona (Italy).

On request WONDER can provide inflator and pressure gauges with special hoses and snap-on connections.

PISTOLE DI GONFIAGGIO
MANOMETRI

Le pistole di gonfiaggio e i manometri WONDER sono il risultato di un progetto rivolto specificamente agli operatori specializzati del settore. Per questo le caratteristiche principali sono precisione, stabilità della taratura nel tempo e affidabilità.

Offriamo una vasta gamma di modelli adatti a ogni tipo di veicolo, a partire dalla celebre EURODAINU - prodotta fin dai primi anni ‘80 in oltre 2 milioni di esemplari - fino all’ultima nata, la pistola di gonfiaggio 2010 INFLATOR DIGITAL, stato dell’arte della tecnologia dell’azienda.

WONDER utilizza solo materiali di qualità elevata e di provenienza certificata per offrire ai propri clienti prodotti garantiti e di massimo livello, riducendo al minimo l’impatto sull’ambiente. Tutti i prodotti WONDER sono sviluppati, testati e assemblati nello stabilimento di Cremona (Italia).

Su richiesta WONDER può fornire gli stessi manometri e le stesse pistole di gonfiaggio con tubi e raccordi differenti da quanto indicato.

EURODAINU 2015

- For standard valves
- Measurement accuracy and model reliability compliant with UNI EN 12645:2014, NF R63-302 standards, DM 884, ORDEN ICT/155/2020 and REAL DECRETO 244/2016 *
- Scale: bar graduated only (0.7-11)
- Hose: n. 1961 (150 cm)
- Maximum air source pressure: 15 bar
- Suitable for nitrogen

- Per valvole Standard
- Affidabilità di misura e modello conformi agli standard UNI EN 12645:2014, NF R63-302, DM 884, ORDEN ICT/155/2020 e REAL DECRETO 244/2016 *
- Scala di misura in bar (0,7-11)
- Tubo: n. 1961 (150 cm)
- Pressione massima del compressore: 15 bar
- Adatto per il gonfiaggio con l'azoto

* Different markets could require different 2015 models. Get in touch with us.
* Mercati diversi potrebbero richiedere modelli 2015 differenti. Contattaci.

EURODAINU 2015 L.BO.

- For large bore valves
- Hose: n. 1966 (300 cm)

- Per valvole Grande Sezione
- Tubo: n. 1966 (300 cm)

EURODAINU 1991

- For standard valves
- Measuring reliability and performances in accordance with the UNI EN 12645 standard
- Scale: dual graduated bar (0.7-12) - psi (10-174)
- On request dual graduated kPa x 100 (0.7-12) - psi (10-174) or kPa x 100 only (0.7-12)
- Hose: n. 1961 (150 cm)
- Maximum air source pressure: 15 bar
- Suitable for nitrogen

- Per valvole Standard
- Affidabilità di misura e performance secondo lo standard UNI EN 12645
- Scala di misura in bar (0,7-12) e psi (10-174)
- A richiesta scala in kPa x 100 (0,7-12) e psi (10-174) oppure kPa x 100 (0,7-12)
- Tubo: n. 1961 (150 cm)
- Pressione massima del compressore: 15 bar
- Adatto per il gonfiaggio con l'azoto

EURODAINU 1992 L.BO.

- For large bore valves
- Hose: n. 1966 (300 cm)

- Per valvole Grande Sezione
- Tubo: n. 1966 (300 cm)

INFLATOR & PRESSURE GAUGES
PISTOLE DI GONFIAGGIO E MANOMETRI

SUPERDAINU 1999

- For standard valves
- Measuring reliability and performances in accordance with the UNI EN 12645 standard
- Scale: dual graduated bar (0.7-10) and psi (10-145) or kPa x 100 (0.7-10)
- Hose: n. 1961 (150 cm)
- Maximum air source pressure: 15 bar
- Suitable for nitrogen

- Per valvole Standard
- Affidabilità di misura e performance secondo lo standard UNI EN 12645
- Scala di misura in bar (0,7-10) e psi (10-145) oppure kPa x 100 (0,7-10)
- Tubo: n. 1961 (150 cm)
- Pressione massima del compressore: 15 bar
- Adatto per il gonfiaggio con l'azoto

EURODAIMO 2014

- For standard valves
- Measuring reliability compliant with the UNI EN 12645 standard
- Scale: dual graduated bar (0.7-6) - psi (10-87)
- Hose: n. 1961 (150 cm)
- Maximum air source pressure: 8 bar
- Suitable for nitrogen
- On request kPa x 100 only (0.7-6)

- Per valvole Standard
- Affidabilità di misura secondo lo standard UNI EN 12645
- Scala di misura: bar (0,7-6) - psi (10-87)
- Tubo: n. 1961 (150 cm)
- Pressione massima del compressore: 8 bar
- Adatto per il gonfiaggio con l'azoto
- A richiesta kPa x 100 (0,7-6)

INFLATOR DIGITAL

INFLATOR DIGITAL 2010

- For standard valves
- Measuring reliability and model compliant with the UNI EN 12645:2014 and the NF R63-302 standard
- Instrument resolution: 0.01 bar
- Measurement range: 0.5 - 12 bar
- Hose: n. 1961 (150 cm)
- Maximum air source pressure: 16 bar
- Level of protection from external agents: IP 55
- 2 replaceable batteries included (type CR2450 3V)
- Suitable for nitrogen
- kPa model available

- Per valvole Standard
- Affidabilità di misura e modello conformi alla normativa EN 12645:2014 e allo standard NF R63-302
- Risoluzione: 0,01 bar
- Scala di misura in bar (0,5 - 12)
- Tubo: n. 1961 (150 cm)
- Pressione massima del compressore: 16 bar
- Grado di protezione da agenti esterni: IP55
- 2 Batterie tipo CR2450 3V incluse e sostituibili
- Adatto per il gonfiaggio con l'azoto
- Su richiesta disponibile in scala kPa

Design Giulio Iacchetti

Watch the video: www.wonder.auto - Wonder Italia YouTube channel

INFLATOR PRO

INFLATOR PRO 1998

- For standard valves
- Measuring reliability and model compliant with the UNI EN 12645:2014 standard and DM 388
- Scale: bar graduated only (0.7-11)
- Hose: n. 1961 (150 cm)
- Maximum air source pressure: 15 bar
- Suitable for nitrogen

- Per valvole Standard
- Affidabilità di misura e modello conformi allo standard UNI EN 12645:2014 e DM 388
- Scala di misura in bar (0,7-11)
- Tubo: n. 1961 (150 cm)
- Pressione massima del compressore: 15 bar
- Adatta per il gonfiaggio con l'azoto

INFLATOR PRO

INFLATOR PRO 1998/BPS

- For standard valves
- Measuring reliability and performances in accordance with UNI EN 12645 standard
- Scale: dual graduated bar (0.7-11) and psi (10-159) or kPa x 100 (0.7-11) or psi
- Hose: n. 1961 (150 cm)
- Maximum air source pressure: 15 bar
- Suitable for nitrogen

- Per valvole Standard
- Affidabilità di misura e performance secondo lo standard UNI EN 12645:2014
- Scala di misura in bar (0,7-11) e psi (10-159) oppure kPa x 100 (0,7-11) oppure psi
- Tubo: n. 1961 (150 cm)
- Pressione massima compressore: 15 bar
- Adatto al gonfiaggio con azoto

WONDER INFLATOR

INFLATOR HD

2014 W

- For standard valves
- Measuring reliability compliant with the UNI EN 12645 standard
- Scale: dual graduated bar (0.7-6) - psi (10-87)
- Hose: n. 1961 (150 cm)
- Maximum air source pressure: 8 bar
- Suitable for nitrogen
- On request kPa x 100 only (0.7-6)

- Per valvole Standard
- Affidabilità di misura secondo lo standard UNI EN 12645
- Scala di misura: bar (0,7-6) - psi (10-87)
- Tubo: n. 1961 (150 cm)
- Pressione massima del compressore: 8 bar
- Adatto per il gonfiaggio con l'azoto
- A richiesta kPa x 100 (0,7-6)

INFLATOR GT

GT 1997

- Scale: dual graduated bar (0.5-3.5) - psi (7-50)
- Measuring reliability compliant with the UNI EN 12645 standard
- Hose: n. 1971 (60 cm)
- Maximum air source pressure: 6 bar
- Suitable for nitrogen

- Scala di misura in bar (0,5-3,5) e psi (7-50)
- Affidabilità di misura secondo lo standard UNI EN 12645
- Tubo: n. 1971 (60 cm)
- Pressione massima del compressore: 6 bar
- Adatto per il gonfiaggio con l'azoto

Spare hoses for inflator gauges
Tubi di ricambio per pistole di gonfiaggio

n. 1961 Spare hose (150 cm) for 1991, 1998, 1998/BPS, 1999, 2010, 2014, 2014W, 2015
Tubo di ricambio (150 cm) per 1991, 1998, 1998/BPS, 1999, 2010, 2014, 2014W, 2015
Available in different lengths (on request)
Su richiesta disponibile in diverse misure

n. 1966 Spare hose for 1992 - 2015 L.BO. (300 cm)
Tubo di ricambio per 1992 - 2015 L.BO. (300 cm)
Available in different lengths (on request)
Su richiesta disponibile in diverse misure

n. 1967 Spare hose with air-chuck connector 0297 (150 cm)
Tubo di ricambio con connettore automatico 0297 (150 cm)

n. 1971 Spare hose for 1997 (60 cm)
Tubo di ricambio per 1997 (60 cm)

MICHELIN

EURODAIRA 1900

- For standard valves
- Scale: dual graduated bar (0.7-12) - psi (10-174)
- On request dual graduated kPa x 100 (0.7-12) - psi (10-174) or bar graduated only (0.7-12) or kPa x 100 graduated only (0.7-12)
- Accuracy complies with the European regulation UNI EN 12645:2014

- Manometro per valvole Standard
- Scala di misura in bar (0,7-12) e psi (10-174)
- A richiesta scala in kPa x 100 (0,7-12) e psi (10-174) oppure solo in bar o kPa x 100 (0,7-12)
- Precisione metrologica conforme alla norma europea UNI EN 12645:2014

n. 1901

Spare hose (50 cm)
Tubo di ricambio (50 cm)

EURODAIRA/RJW 1950

MICHELIN

- Dial gauge with dual foot chuck for standard bore valves
- Scale: dual graduated bar (0.7-12) - psi (10-174)
- On request dual graduated kPa x 100 (0.7-12) - psi (10-174) or bar graduated only (0.7-12) or kPa x 100 graduated only (0.7-12)
- Accuracy complies with the European regulation UNI EN 12645:2014

- Manometro con pipa doppia per valvole Standard
- Scala di misura in bar (0,7-12) e psi (10-174)
- A richiesta scala in kPa x 100 (0,7-12) e psi (10-174) oppure solo in bar o kPa x 100 (0,7-12)
- Precisione metrologica conforme alla norma europea UNI EN 12645:2014

n. 1951

Spare hose (50 cm) with dual foot chuck for standard bore valves
Tubo di ricambio (50 cm) con pipa doppia per valvole Standard

EURODAIRA/P.FE. 1920

MICHELIN

- Dial gauge with swivel chuck n. 1860 for standard bore valves
- Scale: dual graduated bar (0.7-12) - psi (10-174)
- On request dual graduated kPa x 100 (0.7-12) - psi (10-174) or bar graduated only (0.7-12) or kPa x 100 graduated only (0.7-12)
- Accuracy complies with the European regulation UNI EN 12645:2014

- Manometro con pipa n. 1860 per valvole Standard
- Scala di misura in bar (0,7-12) e psi (10-174)
- A richiesta scala in kPa x 100 (0,7-12) e psi (10-174) oppure solo in bar o kPa x 100 (0,7-12)
- Precisione metrologica conforme alla norma europea UNI EN 12645:2014

n. 1921

Spare hose (50 cm) with swivel chuck n. 1860 for standard bore valves
Tubo di ricambio (50 cm) con pipa n. 1860 per valvole Standard

EURODAIRA W.F. 1930

- Dial gauge with swivel chuck n. 1864 for standard and large bore valves
- Scale: dual graduated bar (0.7-12) - psi (10-174)
- On request dual graduated kPa x 100 (0.7-12) - psi (10-174) or bar graduated only (0.7-12) or kPa x 100 graduated only (0.7-12)
- Accuracy complies with the European regulation UNI EN 12645:2014

- Manometro con pipa n. 1864 per valvole Standard e Grande Sezione
- Scala di misura in bar (0,7-12) e psi (10-174)
- A richiesta scala in kPa x 100 (0,7-12) e psi (10-174) oppure solo in bar o kPa x 100 (0,7-12)
- Precisione metrologica conforme alla norma europea UNI EN 12645:2014

n. 1931

Spare hose (50 cm) with swivel chuck n. 1864 for standard and large bore valves
Tubo di ricambio (50 cm) con pipa n. 1864 per valvole Standard e Grande Sezione

EURODAIRA L.BO.1940

- Dial gauge for large bore valves
- Scale: dual graduated bar (0.7-12) - psi (10-174)
- On request dual graduated kPa x 100 (0.7-12) - psi (10-174) or bar graduated only (0.7-12) or kPa x 100 graduated only (0.7-12)
- Accuracy complies with the European regulation UNI EN 12645:2014

- Manometro per valvole Grande Sezione
- Scala di misura in bar (0,7-12) e psi (10-174)
- A richiesta scala in kPa x 100 (0,7-12) e psi (10-174) oppure solo in bar o kPa x 100 (0,7-12)
- Precisione metrologica conforme alla norma europea UNI EN 12645:2014

n. 1941

Spare hose (50 cm) for large bore valves
Tubo di ricambio (50 cm) per valvole Grande Sezione

ALISEO 1870

- For standard valves
- Scale: bar graduated only (0.1-2.5)
- Suitable for water filled tyres
- Accuracy: ±0.06 bar
- Hose: 35 cm

- Manometro per valvole Standard
- Scala di misura in bar (0,1-2,5)
- Utilizzabile su pneumatici zavorrati ad acqua
- Precisione ±0,06 bar
- Tubo: 35 cm

INFLATOR & PRESSURE GAUGES
PISTOLE DI GONFIAGGIO E MANOMETRI

QUICKER 1976

- New design shock resistant plastic body
- Scale: dual graduated bar (0.7-4.3) - psi (10-62)
- Accuracy complies with European regulation UNI EN 12645:2014
- Case included

- Corpo in materiale plastico antiurto dal nuovo design
- Disponibile in scala di misura doppia: bar (0,7-4,3) e psi (10-62)
- Precisione metrologica conforme alla norma europea UNI EN 12645:2014
- Custodia inclusa

NEW DESIGN
COMING SOON

INFLATOR & PRESSURE GAUGES
GENERAL WARNINGS

For long-lasting service of the device it is recommended to follow the instructions below.

- Avoid knocks; do not disassemble.
- Avoid contact with solvents or hydrocarbons.
- Do not use for inflation or checking pressure of tyres containing water ballast or anti-puncture products.
- Check that hose and snap-on connection are airtight: a leak will give an incorrect reading on the dial.
- For inflator gauges only: periodically check the compressor air filter and drain the condensate off every 3-4 days.

PISTOLE DI GONFIAGGIO E MANOMETRI
AVVERTENZE GENERALI

Per un utilizzo corretto dello strumento attenersi a quanto segue.

- Evitare gli urti; non smontare.
- Evitare il contatto con solventi e idrocarburi.
- Non usare per il gonfiaggio o il controllo della pressione di pneumatici zavorrati con acqua o contenenti prodotti antiforature.
- Verificare la tenuta del tubo e del raccordo: una perdita falserebbe il valore di pressione indicato sul quadrante.
- Per le sole pistole di gonfiaggio: verificare periodicamente il corretto funzionamento del filtro dell'aria del compressore e scaricare l'acqua di condensa ogni 3-4 giorni.

ACCESSORIES & TOOLS

The present section includes valve extensions and holders, tyre inflating and pressure control equipment, installation tools for valves, cores and tyres.

These products are specifically intended for tyre specialists: they are the result of years of research and product development made in the field.

Service tools shown in this catalogue are at the same time handy, practical and resistant to every climatic condition. They have been designed to permit a comfortable use, keeping great efficiency and high performance.

ACCESSORI E UTENSILI

Questa sezione comprende accessori per le valvole (prolunghe e staffe di fissaggio), raccordi per manometri e pistole di gonfiaggio e utensili per il montaggio di valvole, meccanismi e pneumatici.

Questi prodotti sono rivolti ai professionisti del settore: essi sono il risultato di anni di sperimentazioni e sviluppi di prodotto dettati da esigenze nate sul campo.

Gli accessori e utensili presentati in questo catalogo sono maneggevoli, pratici e resistenti a qualsiasi condizione climatica. Ogni strumento è studiato per consentire un utilizzo pratico e semplice, garantendo un elevato livello di efficienza.

ACCESSORIES & TOOLS
ACCESSORI E UTENSILI

WONDER

n.	description
0255	WATUSSO



Dual foot chucks used to reach valves on twin truck wheels
Pipe di gonfiaggio per ruote gemellate

Closed-end type

WONDER

n.	description
0250	RJW



Dual foot chucks used to reach valves on twin truck wheels
Pipe di gonfiaggio per ruote gemellate

Closed-end type

WONDER

n.	description
0260	RJW/A
0261	RJW/B



Dual foot chucks used to reach valves on twin truck wheels
Pipe di gonfiaggio per ruote gemellate

Closed-end type

WONDER

n.	description
0281	CK 1

Ball foot air chuck
Testina automatica

Closed-end type

WONDER

n.	description
0282	CK 2

Single foot air chuck with clip
Testina automatica con leva

Closed-end type

n. 0284

Replacement rubber washer
Guarnizione di ricambio

WONDER		MICHELIN	D
n.	description	n.	mm
0290	Fiala 6	517	6
0292	Fiala 8	985	8
0288	Fiala 7	-	7



For standard bore valves
Raccordi per valvole Standard

Open-end type

WONDER	
n.	description
0289	Fiala 7x1F



For standard bore valves
Raccordi per valvole Standard

Open-end type

n. 0291

Replacement rubber washer
For standard bore valves
Guarnizione di ricambio per raccordi non automatici
Per valvole Standard

WONDER		MICHELIN
n.	description	n.
0294	DOYCY	984



For large bore valves
Raccordi per valvole Grande Sezione

Open-end type

WONDER		MICHELIN
n.	description	n.
0296	FIODOR	767



Used in conjunction with air chuck 0290 and similar to inflate large bore tyres
Raccordo rapido per trasformare un raccordo Standard in Grande Sezione

Open-end type

n. 0295

Replacement rubber washer
For large bore valves
Guarnizione di ricambio per raccordi non automatici
Per valvole Grande Sezione

ACCESSORIES & TOOLS
ACCESSORI E UTENSILI

WONDER		D
n.	description	mm
0297	AUTO-AIRCHUCK	8
0298	AUTO-AIRCHUCK D	8

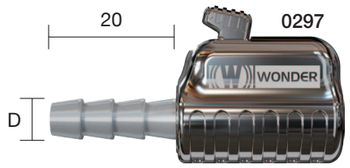

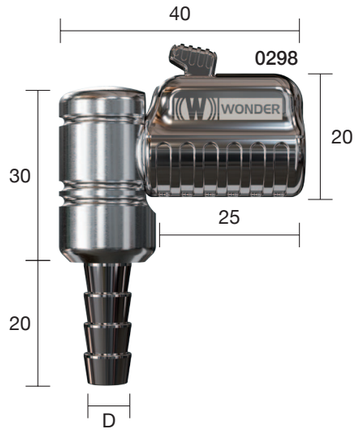

Air chuck for standard valves with automatic locking system on valve thread and 360° swivel motion. Working pressure: up-to 10 bar

Raccordo per valvole standard con sistema di blocco automatico sul filetto valvola e snodo a 360°. Pressione d'esercizio: fino a 10 bar

Also available already fit on inflator gauges spare hose. Item reference: 1967 (150 cm) with 0297 already fit.

Disponibile anche tubo di ricambio già montato su pistola di gonfiaggio. Riferimento articolo: 1967 (150 cm) con 0297 già montato.

Open-end type



WONDER		MICHELIN
n.	description	n.
1860	FERLA POMPA	415

Pipe wih swivel single foot chuck for standard bore valves
End connector n. 1861
Pipa a testina girevole per valvole Standard
Terminale n. 1861



WONDER	
n.	description
1864	FERLA FOUKE

Pipe wih swivel dual foot chuck for standard bore and large bore valves
End connector n. 1865
Pipa a testina girevole per valvole Standard e Grande Sezione
Terminale n. 1865

WONDER		MICHELIN
n.	description	n.
1850	FUIPO	634

Tube deflator
Vuota camere



not automatically sealing when removed from tyre valves (open end)
raccordi di gonfiaggio non automatici
TYRE INFLATING EQUIPMENT
RACCORDI

WONDER		L
n.	description	mm
3998	FLEX 75	75
3999	FLEX 105	105
4000	FLEX 125	125
4005	FLEX 140	140
4024	FLEX 160	160
4025	FLEX 180	180
4035	FLEX 210	210
4040	FLEX 250	250
4045	FLEX 270	270
4050	FLEX 300	300
4051	FLEX 330	330
4055	FLEX 370	370
4060	FLEX 430	430
4065	FLEX 475	475
4070	FLEX 500	500

Textile braided hose
Hand tightening
Tubo a treccia tessile
Serrare a mano

0.3÷0.5 Nm

WONDER		L
n.	description	mm
4320	FLEX 125/B	125
4325	FLEX 140/B	140
4330	FLEX 180/B	180
4335	FLEX 210/B	210
4332	FLEX 250/B	250
4340	FLEX 270/B	270
4342	FLEX 300/B	300
4345	FLEX 330/B	330
4350	FLEX 370/B	370
4355	FLEX 430/B	430
4360	FLEX 475/B	475
4365	FLEX 500/B	500

Textile braided hose
Hand tightening
Tubo a treccia tessile
Serrare a mano

0.3÷0.5 Nm



WONDER		L	L1
n.	description	mm	mm
0300	PR 30	30	22
0302	PR 40	40	32
0304	PR 50	50	42
0306	PR 60	60	52
0308	PR 80	80	72
0310	PR 100	100	92
0312	PR 130	130	122
0314	PR 160	160	152

Straight metal type
Prolunghe dritte in metallo

0.4÷0.7 Nm

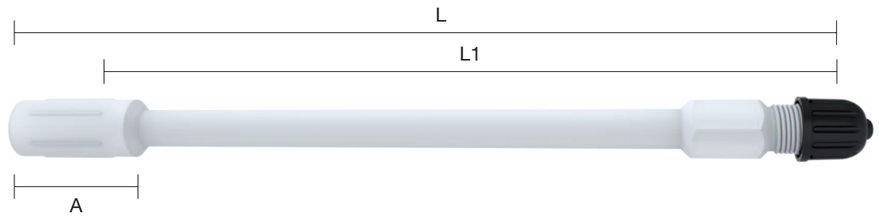

WONDER			L	L1	A
n.	description	ETRTO	mm	mm	mm
0328	PR-PL 71	V9-16-1	71	53	25
0329	PR-PL 95	V9-16-2	95	77	25
0330	PR-PL 115	V9-16-3	115	97	25
0333	PR-PL 125	V9-16-4	125	107	25
0334	PR-PL 150	V9-16-5	150	132	25
0335	PR-PL 170	V9-16-6	170	152	25
0336	PR-PL 180	V9-16-7	180	162	25

Straight plastic type
Prolunghe dritte in plastica

0.4÷0.7 Nm

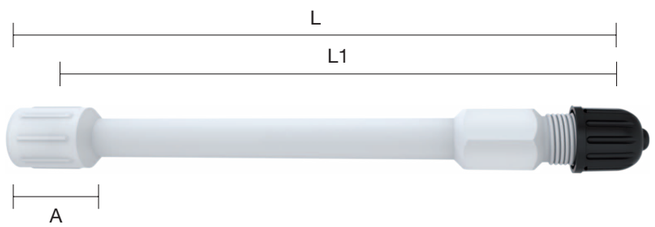

WONDER			L	L1	A
n.	description	ETRTO	mm	mm	mm
0338	PR-PL 61C	V9-16-1	61	53	15
0339	PR-PL 85C	V9-16-2	85	77	15
0340	PR-PL 105C	V9-16-3	105	97	15
0343	PR-PL 115C	V9-16-4	115	107	15
0344	PR-PL 140C	V9-16-5	140	132	15
0345	PR-PL 160C	V9-16-6	160	152	15
0346	PR-PL 170C	V9-16-7	170	162	15

Straight plastic type
Prolunghe dritte in plastica

0.4÷0.7 Nm

WONDER

n.	description
0351	PRC 1

Bent metal type
Prolunghe piegate in metallo

Hand tightening
Serrare a mano

0.3÷0.5 Nm

WONDER **MICHELIN**

n.	description	n.
0352	PRC 2	1197

Bent metal type
Prolunghe piegate in metallo

Hand tightening
Serrare a mano

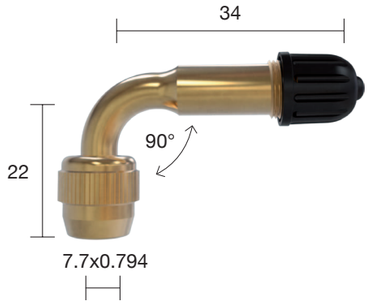

0.3÷0.5 Nm

WONDER

n.	description
0353	PRC 3
0353.1	PRC 3

Bent metal type
Prolunghe piegate in metallo

Hand tightening
Serrare a mano

0.3÷0.5 Nm

WONDER **L**

n.	mm
0147	22



0.3÷0.5 Nm

Double seal valve cap, nickel-plated brass
Coprivalvola a doppia tenuta, ottone nichelato

Maximum pressure 9 bar
Pressione massima 9 bar

- **Fitted in place of the valve cap, it allows the valve to be inflated without the need for removal each time**
- Applicato al posto del coperchietto della valvola, consente il gonfiaggio della valvola senza bisogno di smontarlo ogni volta

- **Time-saving and keeps the valve clean**
- Consente di risparmiare tempo e mantiene la pulizia della valvola

- **Do not use with aluminium valves or motorcycle valves**
- Non accoppiare a valvole in alluminio e a valvole moto

Hand tightening
Serrare a mano

ACCESSORIES & TOOLS
ACCESSORI E UTENSILI

WONDER		MICHELIN	L
n.	description	n.	mm
4451	MORSE	1144	16
4455	MORSE TB	-	25



WONDER

n.	description
4454	MORSE 2



WONDER		MICHELIN
n.	description	n.
4452	FARFE	1431



WONDER

n.	description
0205	FL/LON

Tyre valve threads repair tool with extractor of damaged cores and core screwdriver
Filiera ripasso valvole con cacciavite ed estrattore meccanismi difettosi

For standard bore valves
Per valvole Standard



WONDER

n.	description
0206	FL/LB

Tyre valve threads repair tool with core screwdriver
Filiera ripasso valvole con cacciavite

For large bore valves
Per valvole Grande Sezione



WONDER

n.	description
0245	CAC/DOP

Core screwdriver double-ended
Cacciavite doppio per meccanismi

For standard and large bore valves
Per valvole Standard e Grande Sezione

WONDER **L**

n.	description	mm
0241	CAC/PL	25
0238	CAC/PL-M	45
0239	CAC/PL-L	100

Core screwdriver with plastic handle
Cacciavite per meccanismi con impugnatura in plastica

For standard bore valves
Per valvole Standard

WONDER **L**

n.	description	mm
0237	CAC/PL-CC	50

Core screwdriver with torque pre-set (0.4 Nm)
Cacciavite a coppia controllata (0,4 Nm)

For standard bore valves
Per valvole Standard

WONDER **MICHELIN**

n.	description	n.
1800	FLOC	1255

Tool for inserting and removing caps and cores
Strumento per avvitare e svitare coperchietti e meccanismi

For standard bore valves
Per valvole Standard

WONDER

n.	description
0244	CAC/LB-PL

Core screwdriver with plastic handle
Cacciavite per meccanismi con impugnatura in plastica

WONDER

n.	description
0240	SILENTOOL

Silent tyre deflator and valve core remover
Attrezzo con silenziatore per lo sgonfiaggio degli pneumatici e rimozione del meccanismo

For standard valves
Per valvole Standard



WONDER

n.	description
1990	TTT

Tyre tread depth gauge (graduated in mm)
Misuratore di profondità battistrada (in mm)

WONDER

n.	description
1450	TUSS

Metal tool for installation or removal of SNAP-IN tubeless tyre valves, with adjustable top
Leva in metallo per montaggio e rimozione valvole tubeless SNAP-IN, con raccordo regolabile

WONDER

n.	description
1455	TIRVA

Plastic tool for installation or removal of SNAP-IN tubeless valves, with adjustable top
Leva in plastica per montaggio e rimozione valvole tubeless SNAP-IN, con raccordo regolabile

WONDER		MICHELIN
n.	description	n.
1547	MOTO	1547

MICHELIN lever
For motorcycle tyres
38 cm length

Leva MICHELIN per moto
Lunghezza 38 cm

WONDER		MICHELIN
n.	description	n.
1060	HALTE	1060

MICHELIN lever
For tubeless truck tyres mounted on
15° drop-centre rims
80 cm length

Leva MICHELIN per pneumatici tubeless
di autoveicoli industriali montati su cerchi
a canale sedi tallone a 15°
Lunghezza 80 cm

WONDER		MICHELIN
n.	description	n.
1289	FORCE	1289

MICHELIN lever
For agricultural and truck tubeless tyres on
drop-centre rims (large section)
75 cm length

Leva MICHELIN per pneumatici agricoli e
pneumatici tubeless di autoveicoli industriali
montati su cerchi a canale (larga sezione)
Lunghezza 75 cm

WONDER		MICHELIN
n.	description	n.
0426	FACE	426

MICHELIN lever
For agricultural and truck tubeless tyres on
drop-centre rims (small tyres)
53 cm length

Leva MICHELIN per pneumatici agricoli e
pneumatici tubeless di autoveicoli industriali
montati su cerchi a canale (piccola sezione)
Lunghezza 53 cm

ACCESSORIES & TOOLS
ACCESSORI E UTENSILI

WONDER		MICHELIN
n.	description	n.
0425	FUSIL	425

MICHELIN lever
For passenger car tyres
38 cm length

Leva MICHELIN per auto
Lunghezza 38 cm

WONDER		MICHELIN
n.	description	n.
0427	FIACRE	427

MICHELIN lever
For all truck tyres with tube or tubeless on flat rims
46 cm length

Leva MICHELIN per pneumatici con camera d'aria o
tubeless di autoveicoli industriali montati su cerchi piatti
Lunghezza 46 cm

WONDER		MICHELIN
n.	description	n.
0428	FIFRE	428

MICHELIN lever
For all truck tyres with tube or tubeless on flat rims
42 cm length

Leva MICHELIN per pneumatici con camera d'aria o
tubeless di autoveicoli industriali montati su cerchi piatti
Lunghezza 42 cm

WONDER		MICHELIN
n.	description	n.
0858	SAYAM	858

MICHELIN lever
For EM tyres
90 cm length

Leva MICHELIN per pneumatici Genio civile
Lunghezza 90 cm

WONDER		MICHELIN
n.	description	n.
1230	FAGUS	1230

MICHELIN bead remover
140 cm length

Stallonatore MICHELIN
Lunghezza 140 cm

MICHELIN LEVERS
LEVE MICHELIN

WONDER

n.	description
PC46	Graisse TIGRE 80

TIGRE 80 Grease Michelin
Tyre mounting paste truck

Usage:
Trucks, tractors, earth movers

Grasso TIGRE 80 Michelin
Pasta montaggio pneumatici camion

Applicazione:
camion, trattori, veicoli movimento terra

Safety and technical datasheet

ACCESSORIES & TOOLS
ACCESSORI E UTENSILI

WONDER

n.	description	ETRTO	TR	page
0011	C 95 DIN	-	VC 3	44
0012	C 95 S	-	VC 3	44
0020	TU/HEX	-	-	44
0076	MB/OT-F	-	-	46
0078/C	MB/OT	-	C1	43
0090	DIN	-	C1	43
0110	PL	-	VC 8	44
0115	PL/R	-	-	44
0115 R	PL/R	-	-	44
0115 V	PL/R	-	-	44
0115 B	PL/R	-	-	44
0120	-	-	-	44
0120 BL	-	-	-	44
0129	LB/TRVC 7	-	VC 7	45
0131	LB/CAP	-	VC 6	45
0132	DO/CAP	-	equiv. VC 7	45
0133	MI/CAP	-	-	45
0147	-	-	-	62
0155	M8 x 1	-	-	46
0158	MB/LB	-	C2	43
0160	LB 20	-	C2	43
0205	FL/LON	-	-	64
0206	FL/LB	-	-	64
0237	CAC/PL-CC	-	-	64
0238	CAC/PL-M	-	-	64
0239	CAC/PL-L	-	-	64
0240	SILENTOOL	-	-	65
0241	CAC/PL	-	-	64
0244	CAC/LB-PL	-	-	64
0245	CAC/DOP	-	-	64
0250	RJW	-	-	57
0255	WATUSSO	-	-	57
0260	RJW/A	-	-	57
0261	RJW/B	-	-	57
0281	CK 1	-	-	57
0282	CK 2	-	-	57
0284	-	-	-	57
0288	Fiala 7	-	-	58
0289	Fiala 7x1F	-	-	58
0290	Fiala 6	-	-	58
0291	-	-	-	58
0292	Fiala 8	-	-	58
0294	DOYCY	-	-	58
0295	-	-	-	58
0296	FIODOR	-	-	58
0297	AUTO-AIRCHUCK	-	-	59
0298	AUTO-AIRCHUCK	-	-	59
0300	PR 30	-	-	61
0302	PR 40	-	-	61
0304	PR 50	-	-	61
0306	PR 60	-	-	61
0308	PR 80	-	-	61
0310	PR 100	-	-	61
0312	PR 130	-	-	61
0314	PR 160	-	-	61
0328	PR-PL 71	-	-	61
0329	PR-PL 95	-	-	61
0330	PR-PL 115	-	-	61
0333	PR-PL 125	-	-	61

WONDER

n.	description	ETRTO	TR	page
0334	PR-PL 150	-	-	61
0335	PR-PL 170	-	-	61
0336	PR-PL 180	-	-	61
0338	PR-PL 61C	-	-	61
0339	PR-PL 85C	-	-	61
0340	PR-PL 105C	-	-	61
0343	PR-PL 115C	-	-	61
0344	PR-PL 140C	-	-	61
0345	PR-PL 160C	-	-	61
0346	PR-PL 170C	-	-	61
0351	PRC 1	-	-	62
0352	PRC 2	-	-	62
0353	PRC 3	-	-	62
0353.1	PRC 3	-	-	62
0425	FUSIL	-	-	67
0426	FACE	-	-	66
0427	FIACRE	-	-	67
0428	FIFRE	-	-	67
0500	VE1	V1-05-1	-	6
0527	TUSCO	-	-	7
0533	TUAP	-	-	7
0534	TUMOTO	V1-11-1	-	7
0535	TUMO	V1-10-1	-	7
0555	10-40-24	-	-	8
0584	Trak 618	-	-	35
0585	Trak 18/Fer	-	-	35
0586	Trak 618	V5-15-1	618 A	35
0587	Trak 621	V5-15-2	621 A	36
0588	Trak 622	V5-15-3	622 A	36
0589	Trak 623	V5-15-4	623 A	36
0590	T18/i	-	CH 1	36
0595	T18/Fer	V4-02-1	CH 3	36
0596	T18/Fer	-	-	36
0600	Trak 718	-	-	36
0610	Trak 718	-	-	36
0858	SAYAM	-	-	67
1060	HALTE	-	-	66
1111	RVU	V9-05-1	-	18
1125/A		-	-	7
1125/A/BL		-	-	7
1126/A		-	-	7
1126/A/BL		-	-	7
1140	TUCA 40	-	-	25
1141	TUCA 41	-	-	25
1142	TUCA 42	-	-	25
1150	TUCA 1 SP	-	-	24
1151	TUCA 1	V3-12-1	-	24
1152	TUCA 2	V3-12-2	-	24
1155	TUCA 3	V3-13-1	-	24
1156	TUCA 4	V3-13-2	-	24
1157	TUCA 5	-	-	24
1158	TUCA 75	-	-	24
1160	TUCA 6	V3-14-1	-	24
1161	TUCA 7	V3-14-2	-	24
1162	TUCA 8	V3-14-3	-	24
1163	TUCA 9	-	-	24
1165	TUCA 8 SP	-	-	24
1170	TUCA 10	V3-16-1	-	25
1171	TUCA 21	V3-15-1	-	25

WONDER

n.	description	ETRTO	TR	page
1172	TUCA 22	V3-15-2	-	25
1175	TUCA 11	V3-18-1	-	26
1176	TUCA 12	V3-18-4	-	26
1177	TUCA 13	V3-18-2	-	26
1178	TUCA 14	V3-18-5	-	26
1179	TUCA 19	-	-	26
1180	TUCA 15	V3-19-1	-	26
1181	TUCA 16	V3-19-3	-	26
1182	TUCA 17	V3-17-1	-	26
1183	TUCA 18	V3-17-2	-	26
1185	TUCA 91	-	-	26
1200	TUSCO P	-	-	7
1203	-	V3-23-9	-	10
1204	-	V3-23-10	-	10
1207	-	V3-23-11	-	10
1210	TR 412	V2-03-6	412	9
1213	TR 413	V2-03-1	413	9
1213AM	TR 413	V2-03-1	413	9
1213/C	TR 413/C	V2-03-1	413	9
1214	TR 414	V2-03-2	414	9
1214AM	TR 414	V2-03-2	414	9
1214/C	TR 414/C	V2-03-2	414	9
1217AM	TR 414/L	V2-03-8	414 L	9
1218	TR 418	V2-03-4	418	9
1218/C	TR 418/C	V2-03-4	418	9
1220	TR 600 HP	V3-23-1	600 HP	10
1221AM	TR 602 HP	V2-23-2	602 HP	10
1230	FAGUS	-	-	67
1257AM	-	-	-	12
1258AM	-	-	-	13
1289	FORCE	-	-	66
1295AM	-	V2.03.13	-	12
1297AM	-	-	-	12
1309	54MS TPMS	-	-	31
1310.1	70MS-07 TPMS	-	-	28
1310.2/27	70MS-27 TPMS	-	-	28
1311	40MS TPMS	-	-	28
1312	54MS TPMS	-	-	29
1313	54MS TPMS	-	-	29
1314	54MS TPMS	-	-	29
1315AM	TR 415	V2-03-3	415	8
1319	54MS TPMS	-	-	31
1320	-	-	-	14
1320/A/BL	-	-	-	14
1320/U	-	-	-	14
1320/U/A/BL	-	-	-	14
1321	-	-	-	14
1323	-	-	-	14
1328	-	-	-	14
1328/A/BL	-	-	-	14
1330	70MS-27	-	-	22
1331	70MS-45	V3.22.7	-	22
1332	70MS-60	-	-	22
1333	60MS	V3.22.4	-	23
1334	70MS	V3.22.6	-	22
1335	54MS	V3.22.3	-	23
1336	TR554D	-	-	23
1336/45	TR554C			23
1336.9	TR554 TPMS	-	-	30

WONDER

n.	description	ETRTO	TR	page
1337	40MS	V3.22.2	-	22
1349	54MS TPMS	-	-	31
1350	BMW	-	-	11
1351	BMW-L	-	-	11
1352	BMW-N	-	-	11
1353	-	-	-	27
1354	40MS TPMS	-	-	28
1356	-	-	-	32
1359	TURING 59	-	542	21
1360	TURING 60	-	543 D	21
1361	TURING 61	-	543 E	21
1362	TURING 62	-	543 C	21
1364	TURING 64	-	545 D	21
1366	TURING 66	-	544 D	21
1367	TURING 67	-	544	21
1368	TURING 68	-	546 D	21
1370	TURING 70	-	543	21
1371	TURING 71	-	545	21
1372	TURING 68/36	-	546-36	21
1390	TURING 90	V3.22.1	-	20
1392.1	-	V3.24.1	-	27
1393	-	-	-	27
1394	40MS	-	-	30
1395	-	-	-	30
1397	SEVEL	-	-	11
1399	11-T-DA	V2-05-1	416 S	11
1400	TU/OTDA	V2-04-1	-	10
1401	11-T	V2-05-1	416 S	11
1402	16-T	V2-05-2	416	11
1405	TU/AL	V2-04-1	-	10
1406	TU/OT	V2-04-1	-	10
1407	TU/OT	-	-	10
1410	TU/MI	-	-	11
1411/C	TURING 1 SPEC	-	-	21
1413	TURING 23	V3-20-11	-	20
1414/C	TURING 7 SPEC	-	-	21
1415	TUSP	-	-	11
1417	TURING 17	-	-	19
1420	TURING 1	V3-20-1	-	19
1420.9	TURING 1 TPMS	V3.24.14	-	32
1421	TURING 2	-	-	19
1423	TURING 19	-	-	19
1424	TURING 18	-	-	19
1425	TURING 5	V3-20-2	-	19
1426	TURING 6	V3-20-4	-	19
1426.9	TURING 6 TPMS	V3.24.15	-	32
1427	TURING 7	V3-20-5	-	19
1427.9	TURING 7 TPMS	V3.24.16	-	33
1428	TURING 8	V3-20-6	-	19
1429	TURING 9	V3-20-7	-	19
1429.9	TURING 9 TPMS	V3.24.25	-	33
1430	TURING 10	V3-20-8	-	19
1431	TURING 11	-	-	19
1432	TURING 12	V3-20-12	-	19
1433	TURING 13	V3-20-10	-	19
1433.9	TURING 13 TPMS	V3.24.17	-	33
1434	TURING 14	-	-	19
1435	TUGRO 1	V3-21-1	575	20
1436	TUGRO 2	V3-21-2	501	20

WONDER

n.	description	ETRTO	TR	page
1437	TUGRO 3	V3-21-3	500	20
1438	TUGRO 4	V3-21-4	570	20
1439	TUGRO 5	V3-21-5	571	20
1440	TUGRO 6	V3-21-6	572	20
1441	TUGRO 7	V3-21-7	573	20
1443	TUGRO 9	V3-21-9	570 C	20
1443.9	TUGRO 9 TPMS	V3.24.33	-	34
1444	TUGRO 10	V3-21-10	571 C	20
1445	TUGRO 11	V3-21-11	572 C	20
1446	TUGRO 12	V3-21-12	573 C	20
1450	TUSS	-	-	65
1455	TIRVA	-	-	65
1491	TUGRO 1 TPMS	V3.24.32	-	34
1520	TRJ 670	V5-03-1	J670	38
1521	TRJ 650	V5-04-1	J650	38
1522	TRJ 651	V5-04-2	J651	38
1523	TRJ 652	-	J652	38
1524	TRJ 655	-	J655	38
1525	TRJ 657	-	J657	38
1526	TRJ 4000/6	-	J4000/6	38
1527	TRJ 4000/8	-	J4000/8	38
1528	TRJ 4000/24	-	J4000/24	38
1529	TRJ 653	-	J653	38
1533	TRJ 4000/2.50	-	J4000/2.50	38
1534	TRJ 4000/4.50	-	J4000/4.50	38
1535	TRJ 4000/8.75	-	J4000/8.75	38
1536	TRJ 4000/7.50	-	J4000/7.50	38
1545	TR SP 2	V5-10-1	SP2	38
1547	MOTO	-	-	66
1549	AD/2	-	AD/2	45
1550	AD	-	AD/1	45
1560	ORPA	-	-	41
1565	ORFLEX 140	-	-	41
1566	ORFLEX 160	-	-	41
1567	ORFLEX 180	-	-	41
1568	ORFLEX 210	-	-	41
1569	ORFLEX 310	-	-	41
1570	ORFLEX 350	-	-	41
1571	ORFLEX 400	-	-	41
1572	ORFLEX 475	-	-	41
1573	ORFLEX 550	-	-	41
1574	ORFLEX 600	-	-	41
1575	ORFLEX 690	-	-	41
1576	ORFLEX 730	-	-	41
1577	ORFLEX 800	-	-	41
1602	VU 0/70	-	227	16
1611	VU 1/40	V3-02-2	227	16
1612	VU 1/44	V3-02-3	274	16
1613	VU 1/47	V3-02-4	274	16
1615	VU 1/50	V3-02-5	274	16
1617	VU 1/60	V3-02-19	-	16
1618	VU 1/73	V3-02-18	75	16
1619	VU 1/70	V3-02-7	75	16
1620	VU 1/98	V3-02-9	177	16
1621	VU 1/88	V3-02-8	76	16
1622	VU 1/115	V3-02-10	175	16
1624	VU 1/130	V3-02-12	178	16
1625	VU 1/132	V3-02-13	178	16
1626	VU 1/137	V3-02-14	-	16

WONDER

n.	description	ETRTO	TR	page
1629	VU 1/155	V3-02-17	-	16
1632	VU 1/105	V3-02-26	77	16
1633	VU 1/56	V3-02-20	274	16
1635	VU 1/75	V3-02-27	75	16
1653	VU 2/88	V3-04-16	-	17
1655	VU 2/5	V3-04-1	-	17
1656	VU 2/6	V3-04-2	-	17
1657	VU 2/7	V3-04-3	-	17
1658	VU 2/8	V3-04-4	-	17
1661	VU 2/10 A	V3-04-5	78	17
1662	VU 2/10 US	V3-04-6	-	17
1672	VU 2/105	V3-04-17	-	17
1673	VU 2/112	V3-04-18	-	17
1674	VU 2/120	V3-04-19	-	17
1681	VU 3/138	V3-06-17	-	17
1683	VU 3/116	V3-06-12	78	17
1684	VU 3/113	V3-06-15	-	17
1686	VU 3/6	V3-06-1	-	17
1687	VU 3/7	V3-06-2	77	17
1688	VU 3/8	V3-06-3	78	17
1690	VU 3/10	V3-06-5	179	17
1692	VU 3/12	V3-06-6	-	17
1693	VU 3/106	V3-06-7	175	17
1694	VU 3/126	V3-06-8	78	17
1710	TULB 1	V5-06-1	-	39
1711	TULB 2	V5-07-1	-	39
1712	TULB 3	V5-07-2	-	39
1714	TULB 5	V5-07-4	-	39
1715	TULB 6	V5-07-5	-	40
1716	TULB 7	V5-07-6	-	39
1719	TULB 10	V5-08-1	-	40
1720	TULB 11	V5-08-2	-	40
1730	OGIOD-1	V5-12-1	-	39
1731	OGIOD-2	V5-12-2	-	39
1760	TRJ 690	V5-05-1	J690	41
1800	FLOC	-	-	64
1850	FUIPO	-	-	59
1860	FERLA POMPA	-	-	59
1861	POMPA	-	-	59
1864	FERLA FOUKE	-	-	59
1865	FOUKE	-	-	59
1870	ALISEO	-	-	54
1900	EURODAIRA	-	-	53
1901	-	-	-	53
1920	EURODAIRA P.FE.	-	-	53
1921	-	-	-	53
1930	EURODAIRA W.F.	-	-	54
1931	-	-	-	54
1940	EURODAIRA L.BO.	-	-	54
1941	-	-	-	54
1950	EURODAIRA/RJW	-	-	53
1951	-	-	-	53
1961	-	-	-	52
1966	-	-	-	52
1967	-	-	-	52
1971	-	-	-	52
1976	QUICKER	-	-	55
1990	TTT	-	-	65
1991	EURODAINU	-	-	48

WONDER

n.	description	ETRTO	TR	page
1992	EURODAINU L.BO.	-	-	48
1997	GT	-	-	52
1998	INFLATOR PRO	-	-	51
1998/BPS	INFLATOR PRO	-	-	51
1999	SUPERDAINU	-	-	49
2010	INFLATOR DIGITAL	-	-	50
2014	EURODAIMO	-	-	49
2014W	HD	-	-	52
2015	EURODAINU	-	-	48
2015 L.BO.	EURODAINU L.BO.	-	-	48
3020	NEW FILL	-	-	37
3300	EMPTY	-	-	37
3998	FLEX 75	-	-	60
3999	FLEX 105	-	-	60
4000	FLEX 125	-	-	60
4005	FLEX 140	-	-	60
4024	FLEX 160	-	-	60
4025	FLEX 180	-	-	60
4035	FLEX 210	-	-	60
4040	FLEX 250	-	-	60
4045	FLEX 270	-	-	60
4050	FLEX 300	-	-	60
4051	FLEX 330	-	-	60
4055	FLEX 370	-	-	60
4060	FLEX 430	-	-	60
4065	FLEX 475	-	-	60
4070	FLEX 500	-	-	60
4320	FLEX 125/B	-	-	60
4325	FLEX 140/B	-	-	60
4330	FLEX 180/B	-	-	60
4332	FLEX 250/B	-	-	60
4335	FLEX 210/B	-	-	60
4340	FLEX 270/B	-	-	60
4342	FLEX 300/B	-	-	60
4345	FLEX 330/B	-	-	60
4350	FLEX 370/B	-	-	60
4355	FLEX 430/B	-	-	60
4360	FLEX 475/B	-	-	60
4365	FLEX 500/B	-	-	60
4451	MORSE	-	-	63
4452	FARFE	-	-	63
4454	MORSE 2	-	-	63
4455	MORSE TB	-	-	63
4500	TANK-0	-	-	46
4501	TANK-1	-	-	46
4502	TANK-2	-	-	46
4503	TANK-3	-	-	46
6065	PL/RING	-	-	8
8002	TR 218/Fer	V4-01-1	218 A	35
8004	NYLON RIM NUT	-	-	35
9200	BLIND VALVE	-	-	35
PC46	Graisse TIGRE 80	-	-	68
TL	TPMS LOCK	-	-	34
VV88	-	-	-	34